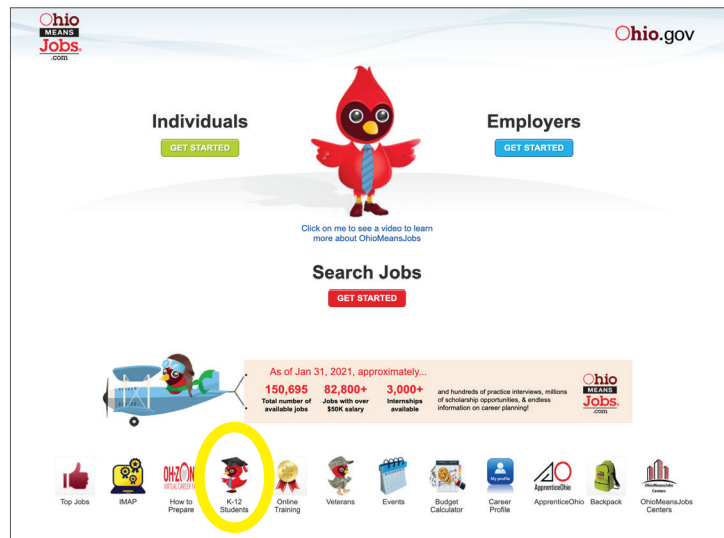


ACT: STRATEGIES TO RAISE YOUR SCORE

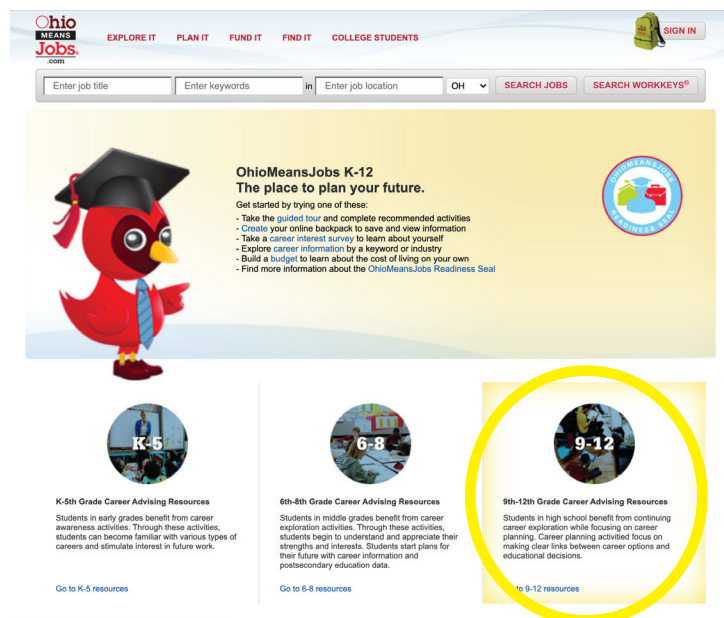
Free Practice ACT and SAT Exams

OhioMeansJobs offers free practice ACT and SAT exams, scholarship searches and more. To get started, visit jobseeker.ohiomeansjobs.monster.com and follow the steps below.

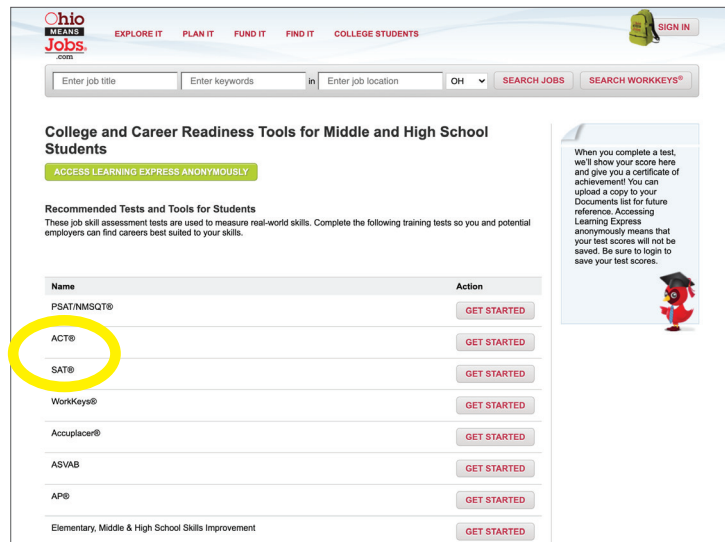
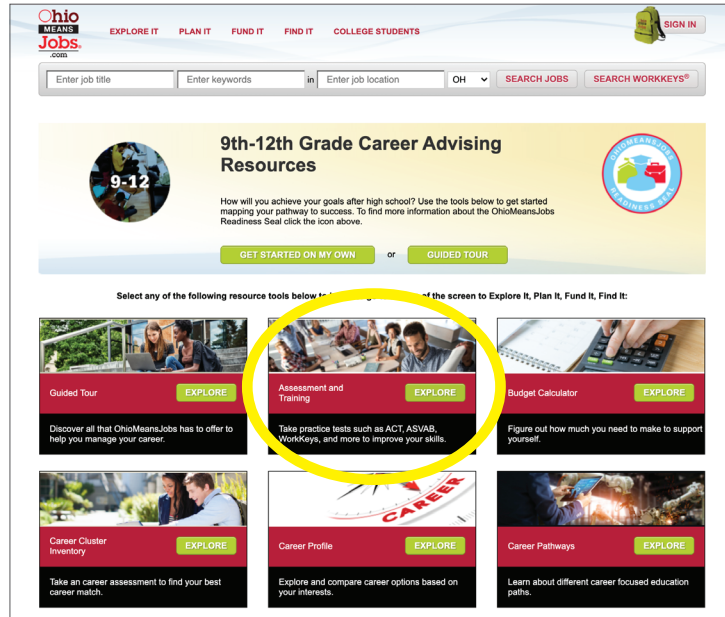
Step 1: Click on “K-12 Students”



Step 2: Next, click on “9-12”



Step 3: Click “Assessment and Training” to access ACT and SAT practice tests.



If you want to save your test scores, or have access to the college and scholarship search features, be sure to create an OhioMeansJobs account.

Section Breakdowns

Each section lists topics that are on the ACT, as well as common examples of those topics. Not all topics are listed, but these are often included on the ACT.

English: 75 questions; 45 minutes

Each section lists topics that are on the ACT, as well as common examples of those topics. Not all topics are listed, but these are often included on the ACT.

Punctuation (10-15%): How do you use punctuation? Commas, periods, apostrophes, semicolons, etc.

Grammar and Usage (15-20%): How do you use words in a sentence? Verb tenses, adjectives, adverbs, pronouns, etc.

Sentence Structure (20-25%): How are sentences put together? Fragments, run-ons, placement of modifiers, etc.

Strategy (15-20%): How well you can develop a given topic? Choosing words or phrases that match an essay's audience and purpose.

Organization (10-15%): How well can you organize ideas and choose effective opening, transitional and closing sentences?

Style (15-20%): Are you able to maintain a consistent style in a piece? Select precise and appropriate words and images, maintain the tone in an essay and avoid ambiguous pronoun references, wordiness and redundancy. **It's important to have a solid grasp of the passage's tone and meaning to get these questions right.**

English Section Quick Tips:

- **Read the whole sentence, even if a question just asks about one part.** It is important to have a grasp of what the passage is saying overall.
- **Watch out for questions that use NOT.**
- **You are looking for the BEST answer, so more than one answer may be technically correct.** Find the one answer that makes the writing the clearest.
- **Say the sentence or phrase in your head. What sounds right?**
- **When practicing, always look at why you got it wrong and identify the rule of grammar that would fix it.**
- **Make sure to check for subject/verb agreement.** This can help you rule out some answers if, for example, some answers contain singular verbs and others contain plural verbs.
- **Read a lot of quality writing. That way the rules of English will become second nature.**

Math: 60 questions; 60 minutes

Pre-Algebra (14 questions): Math terms, like integers and prime numbers; basic number theory, like rules of zero and order of operations; fractions and decimals

Elementary Algebra (10 questions): Inequalities, linear equations, ratios, percents and averages

Intermediate Algebra (9 questions): Exponents, roots, simultaneous equations, and quadratic equations

Plane Geometry (14 questions): Angles, lengths, triangles, quadrilaterals, circles, perimeter, area and volume

Coordinate Geometry (9 questions): Slope, distance, midpoint, parallel and perpendicular lines, points of intersection and graphing

Trigonometry (4 questions): Basic sine, cosine and tangent functions, trig identities and graphing

Math Section Quick Tips:

- **Don't be afraid to skip problems and come back.**
- **Memorize important terms and know what they do.** Practice what terms mean.
- **Graph or draw a basic sketch of shape or graph questions**
- **Underline the important terms in the passage.** The word problems purposefully give you more information than you need, so figure out what the question is really asking. Underline the information that will help you solve it.
- **Write out the entire equation and fully solve it.** It's easy to miss a small detail when you don't see it. Writing it out will help you avoid mistakes.
- **The math section is 60 minutes for 60 questions.** This seems like a simple pace of one minute per question, however the material does get more difficult the further you go, so you'll want to be quicker on the first questions so you have more time to spend on the more challenging questions later in the test.
- **If the answer you calculate is not one of the choices listed, it means you misread the question. Do not try the question again right away. Instead, skip it and come back.**
- **If you see any of the following words in a math problem, they are likely essential to the question that is being asked.** It might be helpful to underline them to help you focus on what the question is really asking: *Digits, units, consecutive, integer, maximum, minimum, prime, factor, multiple, numerator, demonstrator, area, perimeter, radius, chord, circumference, mean, median, mode.*

Reading: 40 Questions; 35 minutes

Big Picture and Little Details (55-60%): What is the main idea of the passage or the central theme? What is the author trying to tell you? Most questions, however, are about specific ideas or details contained within the passage.

Craft and Structure (25-30%): Look at word choice and meanings, understand the author's point of view and purpose of the passage, differentiate between various perspectives and information and how the passage is structured.

Integration of Knowledge and Ideas (13-18%): Understand how to differentiate between facts and opinions, use inference to think about the author, passage and details. Look at how the argument and context of the passage develops and use reasoning and evidence to find answers.

Four types of passages on every test: **Prose/Literary Fiction, Social Science, Humanities and Natural Science**

Reading Section Quick Tips:

- **Always skim the passage, but you don't always need to read carefully at the start.** Some students do best when they look at the questions before even reading the passage.
- **All vocab questions come from the context.** It's more important to comprehend and infer what you read than memorize words. You don't need to memorize SAT vocabulary words, but a strong vocabulary helps.
- **If they give you a specific line in a question, GO TO THAT LINE!** A wrong answer may be right elsewhere in the passage, but this sentence could be about something else entirely.
- **Read challenging articles consistently to increase your reading level.** For example, read two challenging articles per week.
- **Summarize as you go.** After each paragraph, quickly summarize in your head what you just read. If you cannot summarize the paragraph, then you should read it again. This takes practice. The first time you do this should not be while you're taking the test.
- **Half of the mistakes from the reading section come from misreading the question.** Reading the question twice takes very little time and it can be the difference between a good score and a bad score.
- **If the question refers to a specific line, go back and read that line again.** When the questions reference specific lines in the passage, it means that the answer is in the passage, and it is less likely that you will get the answer wrong if you read it from the passage rather than remembering it from your brain.

Science: 40 Questions; 35 minutes

- **3 Data Representation Passages**
 - 5 or 6 questions per passage
- **3 Research Summaries Passages**
 - 5 or 6 questions per passage
- **1 Conflicting Viewpoints Passage**
 - 7 questions per passage

Most of the information is given to you in the passage, but you have to synthesize it using your background knowledge on these possible topics:

- **Biology**
 - Cell biology
 - DNA, RNA and ribosomes
 - Natural Selection
- **Chemistry**
 - Basic molecule structure
 - Freezing/boiling point of water in celsius
 - pH scale
 - Molar mass concepts
 - How charges interact
 - Phase changes
- **Physics**
 - Gravity
 - Density formula
 - Density rules
- **Math**
 - Basic math skills

Science Section Quick Tips:

- **Read the questions carefully.** The answers are designed to look right, so make sure you're answering the right question.
- **Skim the passage for the main idea and what each chart/graph/figure is about.** Some charts are never used in the questions, but knowing which one is which will save you time later.
- **If you have to compare notes or experiments, as in the "Conflicting Viewpoints" passage, jot down a sentence or two that explains the reasoning or data for each.** That way, you don't have to go back and find that information again later.
- **Cross out information that you don't need and/or write down the information you do need next to the questions.** There is a lot of extra data, and you don't want to get any numbers mixed up.

My ACT Study Plan

Name: _____

Date I will take the practice ACT: _____ Date I will take the ACT: _____

I have _____ days/weeks/months/years until I take the ACT.

My **strongest** areas are: _____.

My **weakest** areas are: _____.

To make the **biggest impact** on my score I will focus on: _____.

Every **week** I will do these tasks to prepare for the ACT:

1)

2)

3)

Every **month** I will do these tasks to prepare for the ACT:

1)

2)

3)

Tools and **materials** I need to be successful:

1)

2)

3)

Weekly task ideas:

- Take a full practice test
- Do a certain number of practice problems from a study book, make sure to review questions and understand why you got them right or wrong
- Read a certain number of challenging newspaper or magazine articles to bring up your reading level (suggested 2-3 per week)
- Review subject material in a section that is challenging to you
- Attend weekly ACT study club
- Practice ACT question of the day or other practice ACT questions on the official ACT website
 - act.org/content/act/en/products-and-services/the-act/test-preparation.html (scroll to the bottom for the free test prep material)

Monthly task ideas:

- Take a full practice test
- Review a challenging section or challenging material in depth
- Check out a new ACT practice every month for fresh material
- Attend monthly ACT prep and practice program
- Review ACT materials including test-taking strategies, scores that are required for target colleges, directions for different sections, etc.

Tools and materials ideas:

- ACT study books
- Sign up for an official practice test offered at the library
- Source for practice problems, either from a book or online:
 - act.org
- Calculator that is approved by the ACT:
act.org/content/dam/act/unsecured/documents/ACT-calculator-policy.pdf