

REVISION SCHEDULE		
#	DATE	REVISION DESCRIPTION
1	07.05.22	Addendum 01


**PROJECT NAME:**  
**CML REYNOLDSBURG**  
 1402 BRICE ROAD  
 REYNOLDSBURG, OHIO 43068

100% CONSTRUCTION DOCUMENTS  
 ISSUED FOR BIDDING AND PERMIT

**ISSUE DATE:** 06.10.2022



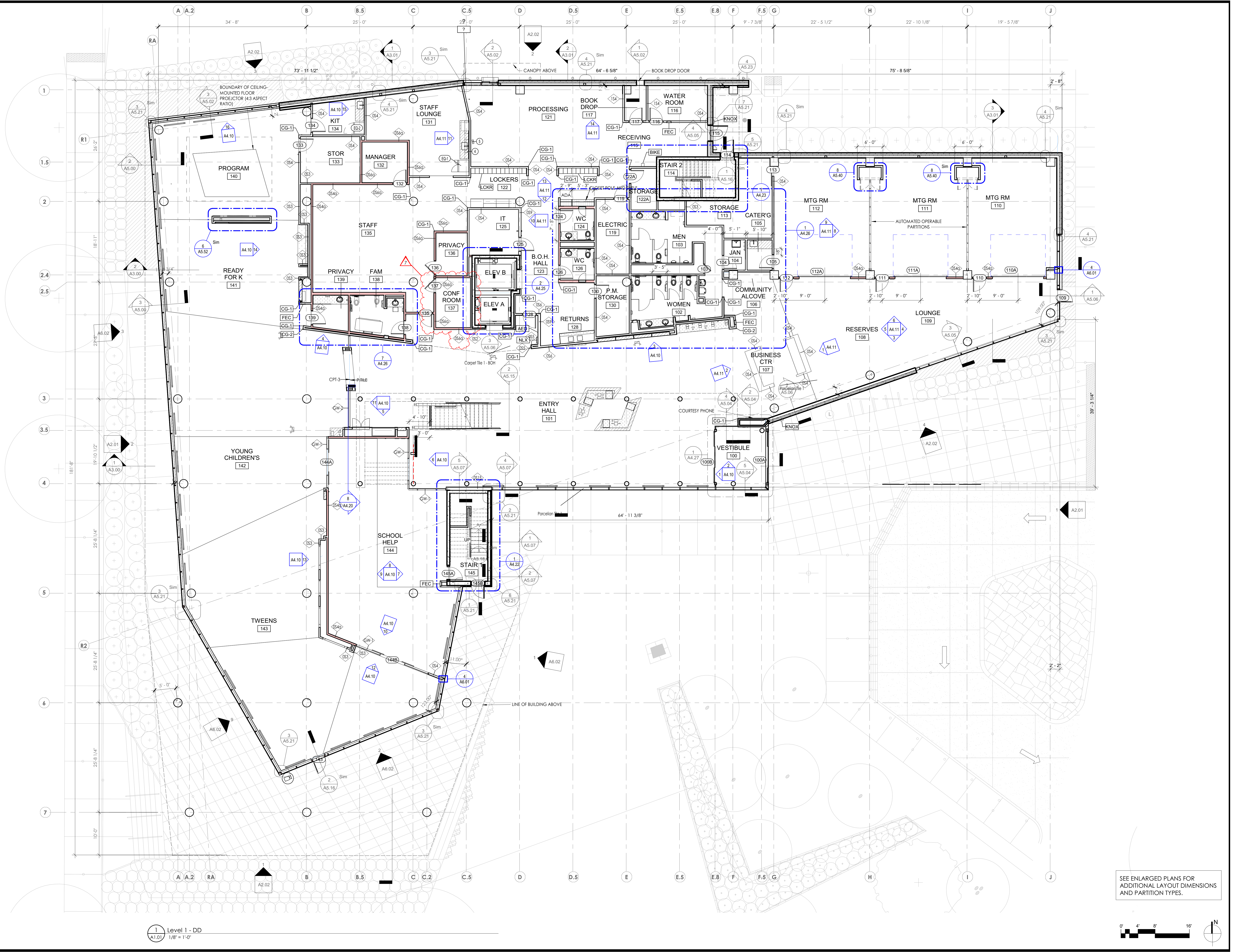
Jonathan Barnes  
 Architecture and Design  
 243 N 5th Street, Suite 200  
 Columbus, OH 43215  
 614.228.7311  
 www.jbada.com



EXP. 12-31-2023

ARCHITECTURAL SITE PLAN

**A0.01**



- NOTES ABOUT DIMENSIONING**
- Dimensions to interior partitions are to finished face or centerline of partition type exclusive of applied thin finish (e.g., tile) or to face of thick finish (e.g., w/d paneling) as shown UNO.
  - Clear dimensions indicate a minimum clear dimension, inclusive of applied finish, is required.
  - Dimensions at masonry elements are true (not nominal) dimensions.
  - Door jams shown near return walls are located 4" from return wall UNO.
  - Dimensions to window jams are to exterior masonry openings UNO.
  - CM is to confirm all dimensions in the field and notify Architect of any proposed deviation from dimensions shown.
  - Partitions shown centered on column CL are to be centered on column CL UNO.
  - Partitions shown offset from columns are located per typical column enclosure detail UNO.
  - Partitions shown centered on window mullions are to be centered on the window mullion UNO.

- NOTES ON CONSTRUCTION**
- Where the break between floor materials is not shown on plan, locate the break at the door in accordance with the appropriate floor transition detail UNO.
  - See G1 03 AND G1 04 LIFE SAFETY FLOOR PLANS for location of fire and smoke rated partitions.
  - Where a partition type is called out for one side only of a shaft, the same type shall apply to all sides.
  - Wall shaded pink denote acoustic partitions, see Sheet G1 10 WALL TYPE SCHEDULE for more information on partitions.
  - Refer to Sheet G1 40 FINISH SCHEDULE AND LEGENDS for more information on ceiling finishes.

**SPECIALTY EQUIP**

TYPE	DESCRIPTION	Keynote
AED	AED CABINET	10 43 13
BKE	BIKE RACK	12 93 15
CG-1	CORNER GUARD - SURFACE MOUNTED	10 26 00
CG-2	CORNER GUARD - FLUSH MOUNTED	10 26 00
FEC	FIRE EXTINGUISHER CABINET	10 44 00
KNOX	KNOX BOX	
LCKR	METAL LOCKERS	10 51 10
NLX	NALOXBOX	10 41 00

**REVISION SCHEDULE**

#	DATE	REVISION DESCRIPTION
1	07.05.2022	Addendum 1
4	7.15.2022	Bulletin 1
5	8.10.2022	Bulletin 2
7	10.07.2022	Bulletin 4

**PROJECT NAME:**  
**CML REYNOLDSBURG**  
 1402 BRICE ROAD  
 REYNOLDSBURG, OHIO 43068

100% CONSTRUCTION DOCUMENTS  
 ISSUED FOR BIDDING AND PERMIT

**ISSUE DATE:** 10.07.2022

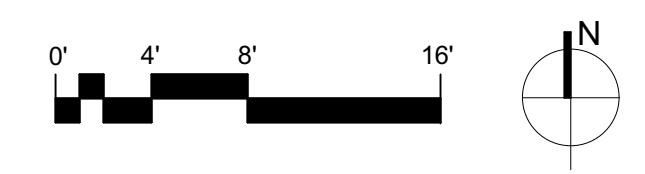


Jonathan Barnes  
 Architect and Design  
 243 N 5th Street, Suite 200  
 Columbus, OH 43215  
 614.228.7311  
 www.jbada.com

EXP. 12-31-2022

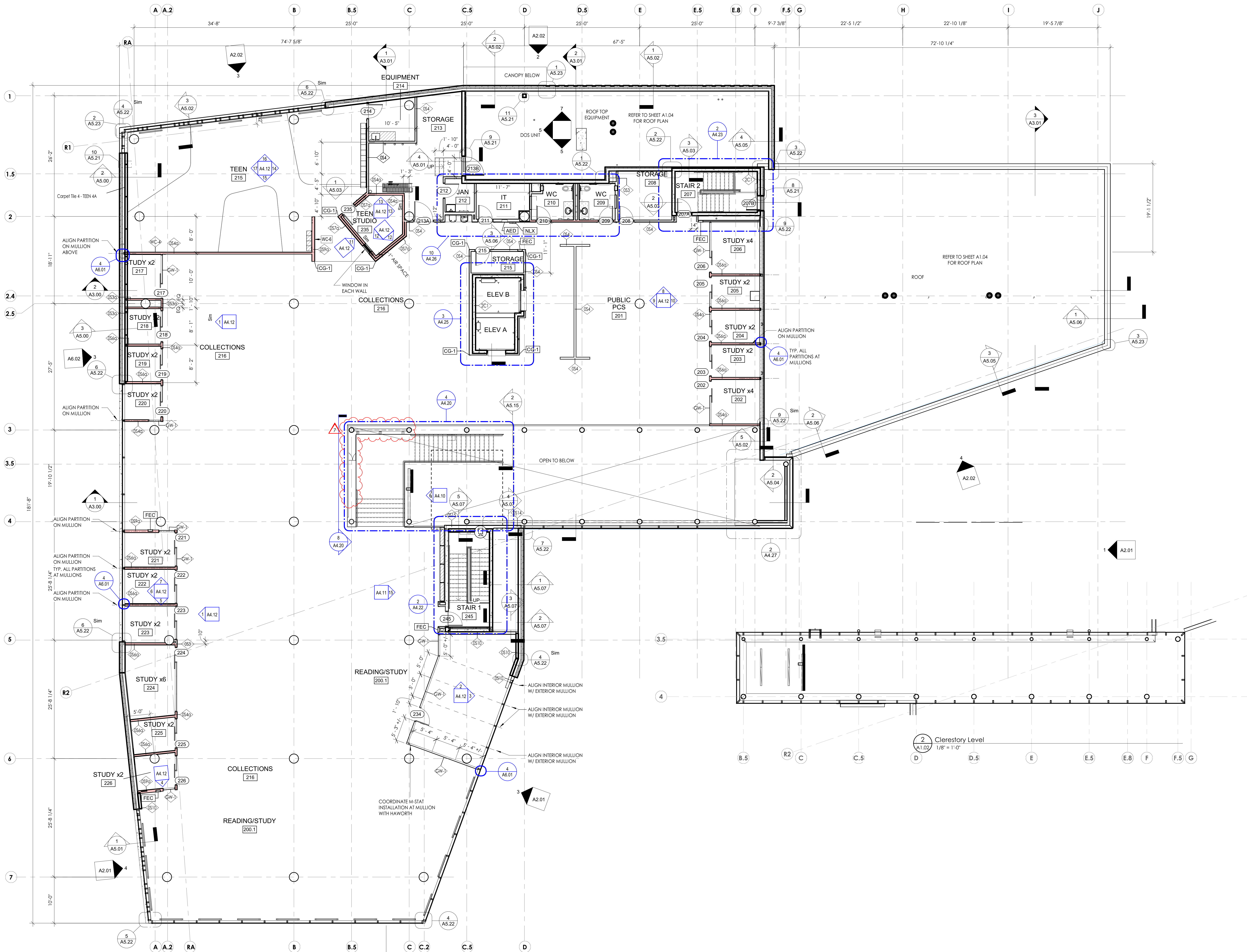
LEVEL 1 FLOOR PLAN  
**A1.01**

SEE ENLARGED PLANS FOR  
 ADDITIONAL LAYOUT DIMENSIONS  
 AND PARTITION TYPES.



1 Level 1 - DD  
 A1.01 1/8" = 1'-0"

10/27/2022 6:53:18 PM © 2017 JONATHAN BARNES ARCHITECTURE & DESIGN, LTD.



1 Level 2 - DD  
A1.02  
1/8" = 1'-0"

- NOTES ABOUT DIMENSIONING**
- Dimensions to interior partitions are to finished face or centerline of partition type exclusive of applied thin finish (e.g., tile) or to face of thick finish (e.g., wd paneling) as shown UNO.
  - Clear dimensions indicate a minimum clear dimension, inclusive of applied finish, is required.
  - Dimensions at masonry elements are true (not nominal) dimensions.
  - Door jams shown near return walls are located 4" from return wall UNO.
  - Dimensions to window mullions are to exterior masonry openings UNO.
  - CM is to confirm all dimensions in the field and notify Architect of any proposed deviation from dimensions shown.
  - Partitions shown centered on column CL are to be centered on column CL UNO.
  - Partitions shown offset from columns are located per typical column enclosure detail UNO.
  - Partitions shown centered on window mullions are to be centered on the window mullion UNO.

- NOTES ON CONSTRUCTION**
- Where the break between floor materials is not shown on plan, locate the break at the door in accordance with the appropriate floor transition detail UNO.
  - See G1.03 AND G1.04 LIFE SAFETY FLOOR PLANS for location of fire and smoke rated partitions.
  - Where a partition type is called out for one side only of a shaft, the same type shall apply to all sides.
  - Wall shaded pink denote acoustic partitions, see Sheet G1.10 WALL TYPE SCHEDULE for more information on partitions.
  - Refer to Sheet G1.40 FINISH SCHEDULE AND LEGENDS for more information on ceiling finishes.

**SPECIALTY EQUIP**

TYPE	DESCRIPTION	Keynote
AED	AED CABINET	10 43 13
BIKE	BIKE RACK	12 93 15
CG-1	CORNER GUARD - SURFACE MOUNTED	10 26 00
CG-2	CORNER GUARD - FLUSH MOUNTED	10 26 00
FEC	FIRE EXTINGUISHER CABINET	10 44 00
KNOX	KNOX BOX	
LCKR	METAL LOCKERS	10 51 10
NLX	NALOXBOX	10 41 00

**REVISION SCHEDULE**

#	DATE	REVISION DESCRIPTION
1	07.05.2022	Addendum 1
6	9.16.2022	Bulletin 3
7	10.07.2022	Bulletin 4

**PROJECT NAME:**  
**CML REYNOLDSBURG**  
1402 BRICE ROAD  
REYNOLDSBURG, OHIO 43068

100% CONSTRUCTION DOCUMENTS  
ISSUED FOR BIDDING AND PERMIT

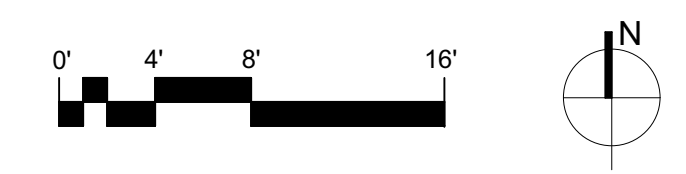
**ISSUE DATE:** 10.07.2022

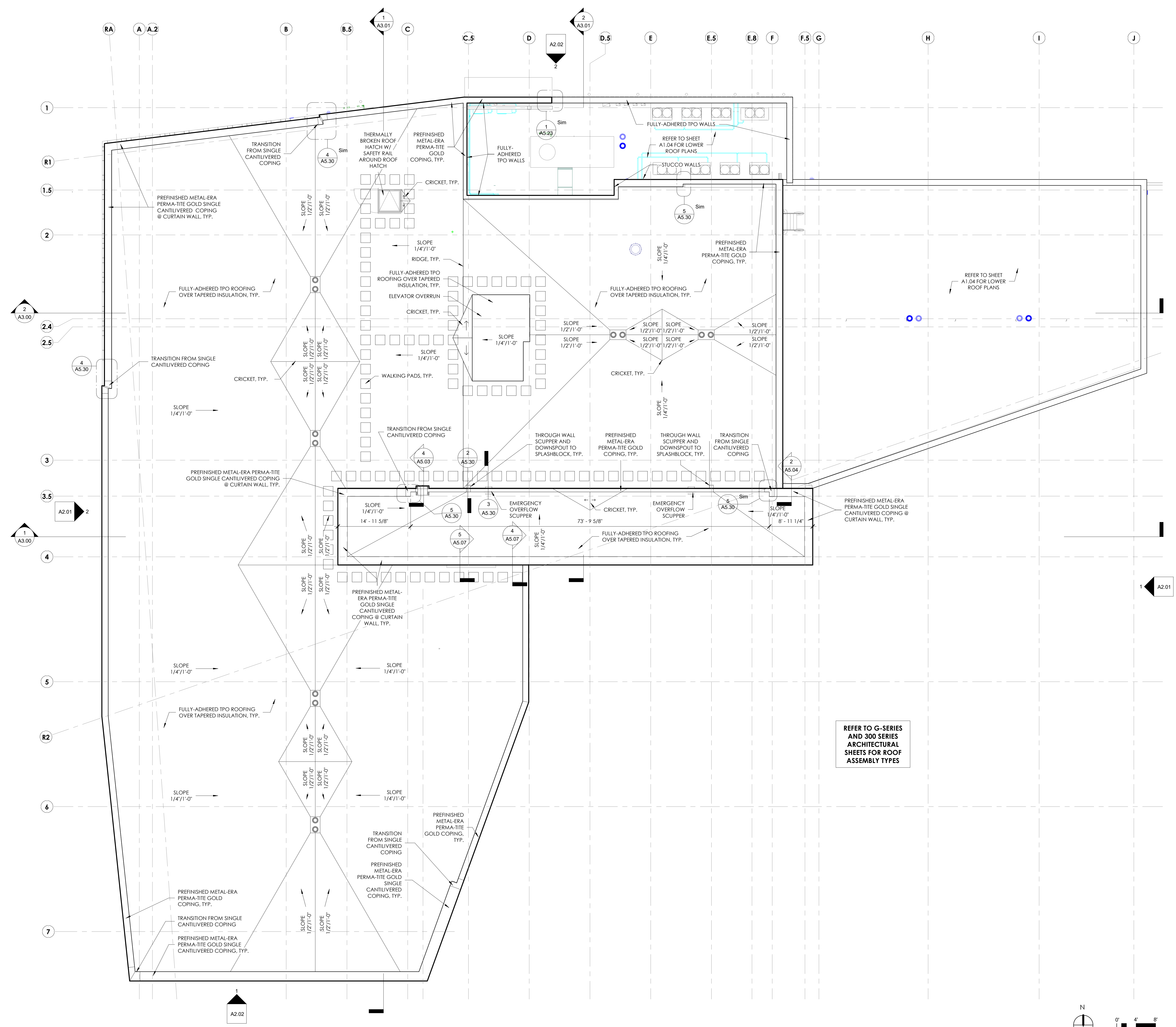
**JB AD** **g**  
**GUND PARTNERSHIP**

Jonathan Barnes  
Architectural and Design  
243 N 5th Street, Suite 200  
Columbus, OH 43215  
614.238.7311  
www.jbada.com

EXP. 12-31-2022  
LEVEL 2 FLOOR PLAN

**A1.02**





REVISION SCHEDULE	
#	REVISION DESCRIPTION

PROJECT NAME :


**CML REYNOLDSBURG**  
 1402 BRICE ROAD  
 REYNOLDSBURG, OHIO 43068

100% CONSTRUCTION DOCUMENTS  
 ISSUED FOR BIDDING AND PERMIT

ISSUE DATE : 06.10.2022



Jonathan Barnes  
 Architectural and Design  
 243 N 5th Street, Suite 200  
 Columbus, OH 43215  
 614.228.7311  
 www.jbada.com

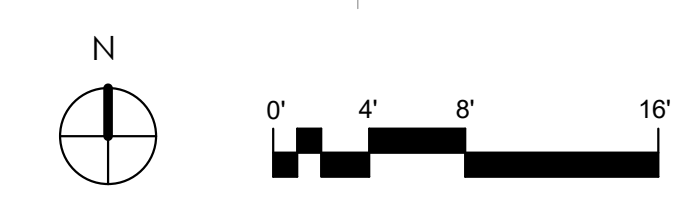


EXP. 12-31-2022

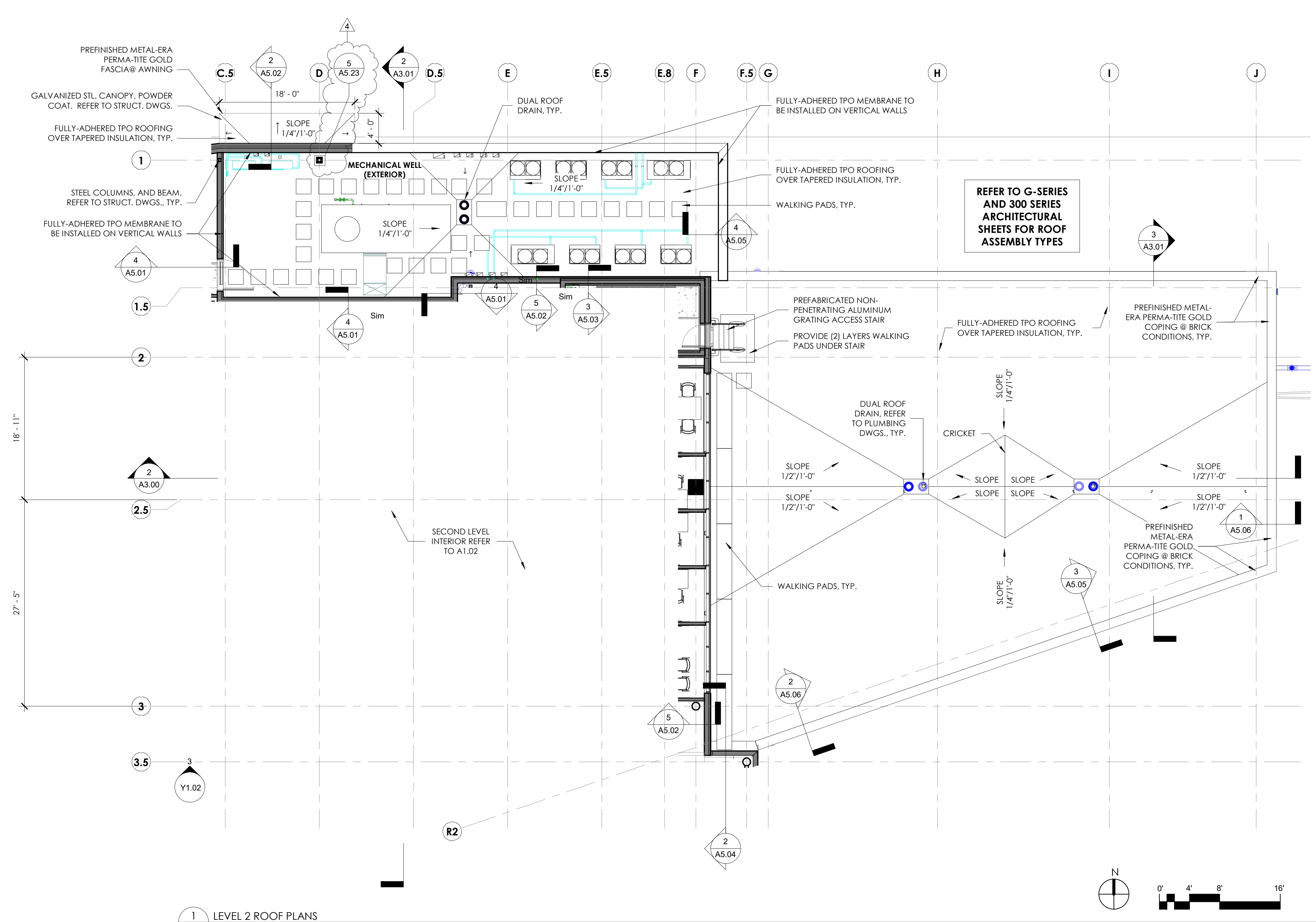
ROOF PLAN

**A1.03**

1 ROOF PLAN  
 A1.03  
 1/8" = 1'-0"



6/10/2022 11:47:11 AM © 2017 JONATHAN BARNES ARCHITECTURE & DESIGN, LTD.



1 LEVEL 2 ROOF PLANS  
A1.04 1/8" = 1'-0"

REVISION SCHEDULE		
#	DATE	REVISION DESCRIPTION
1	07.05.22	Addendum 01
3	08.08.22	Correction Letter 1 Responses
4	08.10.22	Bulletin 2


**PROJECT NAME :**  
**CML REYNOLDSBURG**  
 1402 BRICE ROAD  
 REYNOLDSBURG, OHIO 43068

100% CONSTRUCTION DOCUMENTS  
 ISSUED FOR BIDDING AND PERMIT

**ISSUE DATE :** 06.10.2022



Jonathan Barnes  
 Architectural and Design  
 243 N 5th Street, Suite 200  
 Columbus, OH 43215  
 614.228.7311  
 www.jbada.com



EXP. 12-31-2023

ROOF PLAN

**A1.04**

© 2022 JONATHAN BARNES ARCHITECTURE & DESIGN, LTD.



### CEILING MATERIALS

	WOOD SLAT SYSTEM (WD SLAT)
	ACOUSTIC STEEL DECK EXPOSED CONSTRUCTION (STL EC/PNT-3)
	GYPSONUM WALL BOARD-FIRE RATED (GWB-R/PNT-3)
	GYPSONUM WALL BOARD (GWB/PNT-3)
	GYPSONUM WALL BOARD (GWB/PNT-4)
	GYPSONUM WALL BOARD (GWB/PNT-5)
	GYPSONUM WALL BOARD (GWB/PNT-8)
	CONCRETE EXPOSED CONSTRUCTION (CONC EC)
	ACOUSTICAL CEILING TILE (2'X4' ACT)

**NOTES ABOUT TYPICAL LOCATIONS FOR FIXTURES**

- Fixtures shown centered in ACT ceiling tiles are to be centered in the tiles UNO. For this note, fixtures refer to light fixtures, sprinkler heads, speakers, and wireless access point.
- Light fixtures in monolithic ceilings are centered on the room and equally spaced UNO.
- Light fixtures in monolithic ceilings are centered on windows UNO.
- See stair drawings for location of light fixtures in stair shaft.
- Provide indicated sconce light fixture at each stair landing.

**NOTES ABOUT TREATMENT OF EXPOSED CEILING ELEMENTS**

- Not all required access panels are shown. Where access panel locations are shown, locate the related above ceiling item so that it can be effectively accessed thereby.
- Not all required fixtures are shown on the RCP - without limitation, refer to the following for additional required items: exit signs and emergency lighting on electrical drawings, access panels on HVAC drawings, stair light fixtures on stair drawings, sprinkler heads on FP drawings, etc.

**NOTES ABOUT TREATMENT OF EXPOSED CEILING ELEMENTS**

- All elements exposed in open ceiling, or above ceiling but otherwise visible from interior or from exterior (e.g. through windows) are to be painted.

**NOTES ABOUT CEILING CONSTRUCTION**

- Maintain fire rated construction of shafts above ceilings at transitions between differing configurations floor to floor and at top and bottom of shaft. All locations: Ceiling grid and/or score patterns are to be centered in the room UNO. Refer to Sheet G140 FINISH SCHEDULE AND LEGENDS for more information on ceiling finishes.

### RCP GENERAL LEGEND

	RETURN AIR GRILL
	SUPPLY DIFFUSER
	10'-0" A.F.F. CEILING HEIGHT TAG
	SPEAKER
	WIRELESS ACCESS POINT

### RCP LIGHTING FIXTURES

	OPEN DOWNLIGHT
	OPEN WALL WASH DOWN LIGHT
	SUSPENDED LIGHT FIXTURE
	RECESSED LIGHT FIXTURE
	LINEAR WALL WASH FIXTURE
	LINEAR ACOUSTIC FIXTURE
	EXIT SIGN
	SPEAKER

### SHADE TYPES

S-1	NEW SINGLE MOTORIZED SOLAR/PRIVACY ROLLER SHADE
S-2	NEW SINGLE MANUAL BLACK OUT ROLLER SHADE
S-3	NEW SINGLE MOTORIZED BLACK OUT ROLLER SHADE
S-4	NEW SINGLE MANUAL SOLAR/PRIVACY ROLLER SHADE

### ACOUSTIC BAFFLES

Type Mark	Family	Type
BAF-4.2	S4 LightArt- Acoustic Static Baffles	Slim Baffle - 48" L x 12" H (Nickel)
BAF-8.3	S6 LightArt- Acoustic Static Baffles	Slim Baffle - 96" L x 12" H (Dusk)
BAF-8.2	S6 LightArt- Acoustic Static Baffles	Slim Baffle - 96" L x 12" H (Nickel)
BAF-8.1	S6 LightArt- Acoustic Static Baffles	Slim Baffle - 96" L x 12" H (Zinc)

REVISION SCHEDULE		
#	DATE	REVISION DESCRIPTION
1	07.05.2022	Addendum 1
3	07.11.2022	Addendum 3
5	8.10.2022	Bulletin 2
6	9.16.2022	Bulletin 3
7	10.07.2022	Bulletin 4
8	10.25.2022	Bulletin 5

**PROJECT NAME:**  
**CML REYNOLDSBURG**  
 1402 BRICE ROAD  
 REYNOLDSBURG, OHIO 43068

100% CONSTRUCTION DOCUMENTS  
 ISSUED FOR BIDDING AND PERMIT

**ISSUE DATE:** 10.07.2022



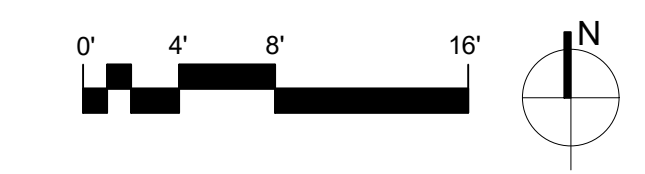
Jonathan Barnes  
 Architectural and Design  
 243 N 5th Street, Suite 200  
 Columbus, OH 43215  
 614.228.7311  
 www.jbada.com

EXP. 12-31-2022

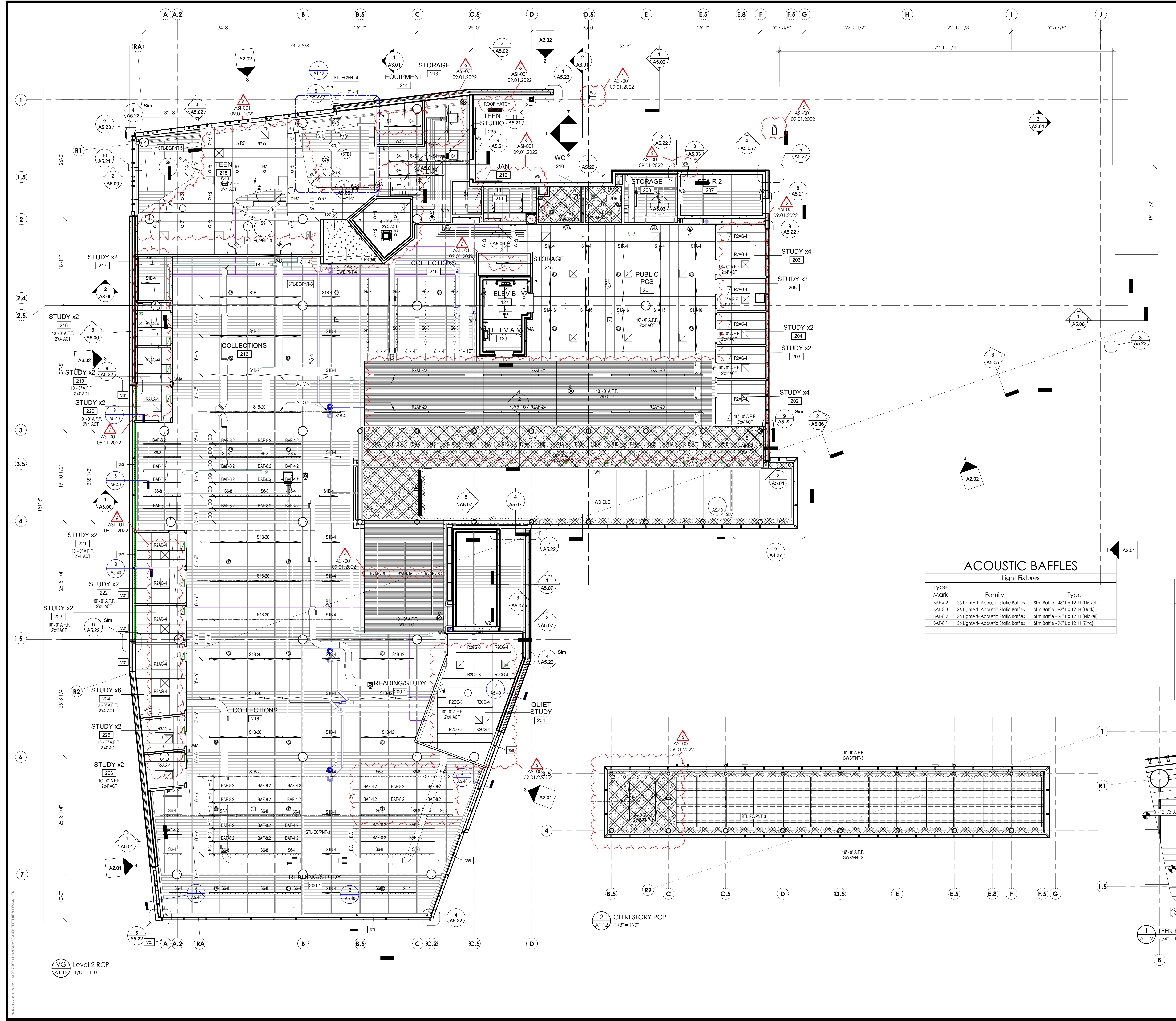
LEVEL 1 RCP

**A1.11**

Level 1 RCP  
 A1.11  
 1/8" = 1'-0"



10/27/2022 8:58:00 AM © 2017 JONATHAN BARNES ARCHITECTURE & DESIGN, LTD.



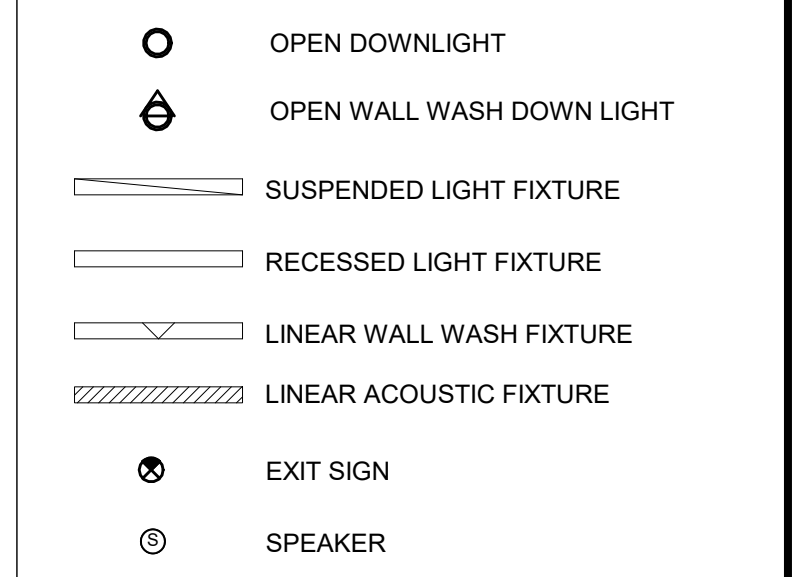
**CEILING MATERIALS**

	WOOD SLAT SYSTEM (WD SLAT)
	ACOUSTIC STEEL DECK EXPOSED CONSTRUCTION (STL-EC/PNT-3)
	GYPSUM WALL BOARD-FIRE RATED (GWB-R/PNT-3)
	GYPSUM WALL BOARD (GWB/PNT-3)
	GYPSUM WALL BOARD (GWB/PNT-4)
	GYPSUM WALL BOARD (GWB/PNT-5)
	GYPSUM WALL BOARD (GWB/PNT-8)
	CONCRETE EXPOSED CONSTRUCTION (CONC EC)
	ACOUSTICAL CEILING TILE (2X4' ACT)

**RCP GENERAL LEGEND**



**RCP LIGHTING FIXTURES**



**SHADE TYPES**

- S-1 NEW SINGLE MOTORIZED SOLAR/PRIVACY ROLLER SHADE
- S-2 NEW SINGLE MANUAL SOLAR/PRIVACY ROLLER SHADE
- S-3 NEW SINGLE MOTORIZED BLACK OUT ROLLER SHADE
- S-4 NEW SINGLE MANUAL SOLAR/PRIVACY ROLLER SHADE

- NOTES ABOUT TYPICAL LOCATIONS FOR FIXTURES**
- Fixtures shown centered in ACT ceiling tiles are to be centered in the tiles UNO. For this note, fixtures refer to light fixtures, sprinkler heads, speakers, and wireless access point.
  - Light fixtures in monolithic ceilings are centered on the room and equally spaced UNO.
  - Light fixtures in monolithic ceilings are centered on windows UNO.
  - See stair drawings for location of light fixtures in stair shaft.
  - Provide indicated sconce light fixture at each stair landing.
- NOTES ABOUT TREATMENT OF EXPOSED CEILING ELEMENTS**
- Not all required access panels are shown. Where access panel locations are shown, locate the related above ceiling item so that it can be effectively accessed thereby.
  - Not all required fixtures are shown on the RCP - without limitation, refer to the following for additional required items: exit signs and emergency lighting on electrical drawings, access panels on HVAC drawings, stair light fixtures on stair drawings, sprinkler heads on FP drawings, etc.
- NOTES ABOUT TREATMENT OF EXPOSED CEILING ELEMENTS**
- All elements exposed in open ceiling, or above ceiling but otherwise visible from interior or from exterior (e.g. through windows) are to be painted.
- NOTES ABOUT CEILING CONSTRUCTION**
- Maintain fire rated construction of shafts above ceilings at transitions between differing configurations floor to floor and at top and bottom of shaft. All locations.
  - Ceiling grid and/or score patterns are to be centered in the room UNO.
  - Refer to Sheet G1.40 FINISH SCHEDULE AND LEGENDS for more information on ceiling finishes.

**REVISION SCHEDULE**

#	DATE	REVISION DESCRIPTION
1	07.05.2022	Addendum 1
3	07.11.2022	Addendum 3
6	09.16.2022	Bulletin 3

**PROJECT NAME :**

**CML REYNOLDSBURG**

1402 BRICE ROAD  
REYNOLDSBURG, OHIO 43068

100% Construction Documents, Issued for Bidding and Permit

**ISSUE DATE :** 06.10.2022

**PROJECT NAME :**

**CML REYNOLDSBURG**

1402 BRICE ROAD  
REYNOLDSBURG, OHIO 43068

100% Construction Documents, Issued for Bidding and Permit

**ISSUE DATE :** 06.10.2022

**PROJECT NAME :**

**CML REYNOLDSBURG**

1402 BRICE ROAD  
REYNOLDSBURG, OHIO 43068

100% Construction Documents, Issued for Bidding and Permit

**ISSUE DATE :** 06.10.2022

**PROJECT NAME :**

**CML REYNOLDSBURG**

1402 BRICE ROAD  
REYNOLDSBURG, OHIO 43068

100% Construction Documents, Issued for Bidding and Permit

**ISSUE DATE :** 06.10.2022

**PROJECT NAME :**

**CML REYNOLDSBURG**

1402 BRICE ROAD  
REYNOLDSBURG, OHIO 43068

100% Construction Documents, Issued for Bidding and Permit

**ISSUE DATE :** 06.10.2022

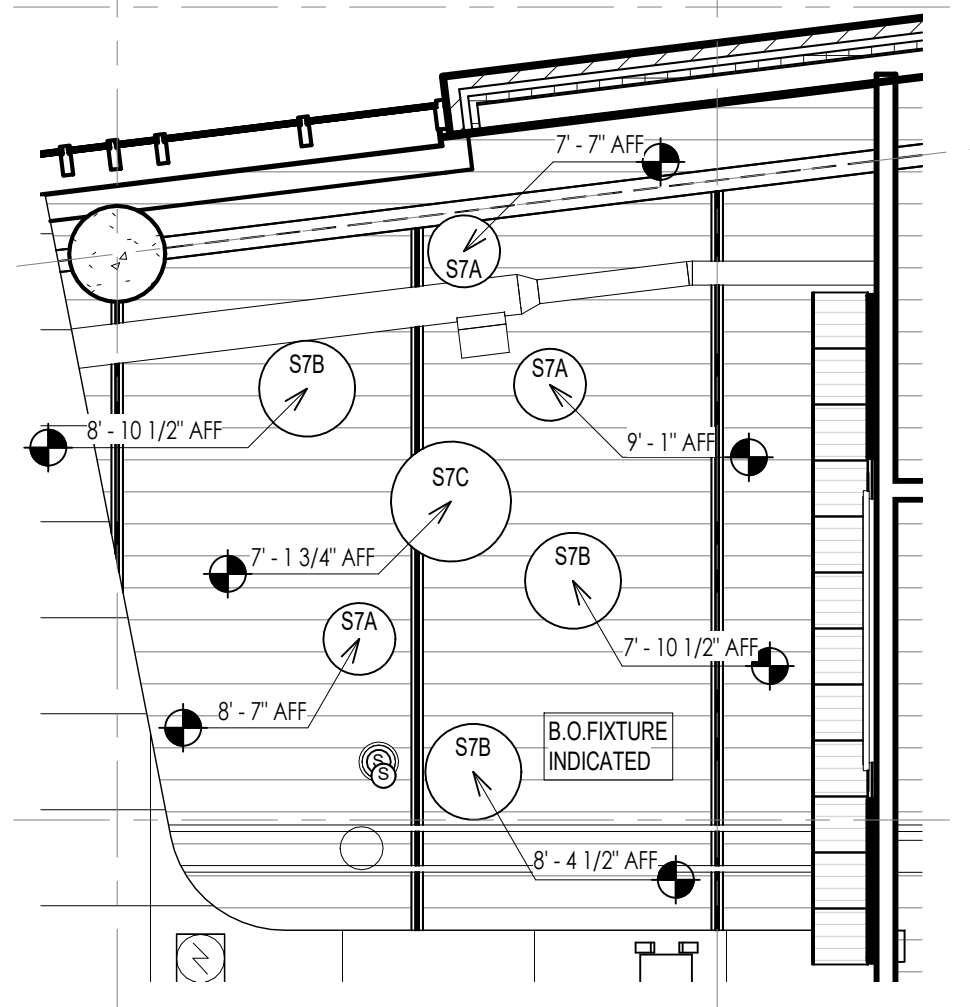
**PROJECT NAME :**

**CML REYNOLDSBURG**

1402 BRICE ROAD  
REYNOLDSBURG, OHIO 43068

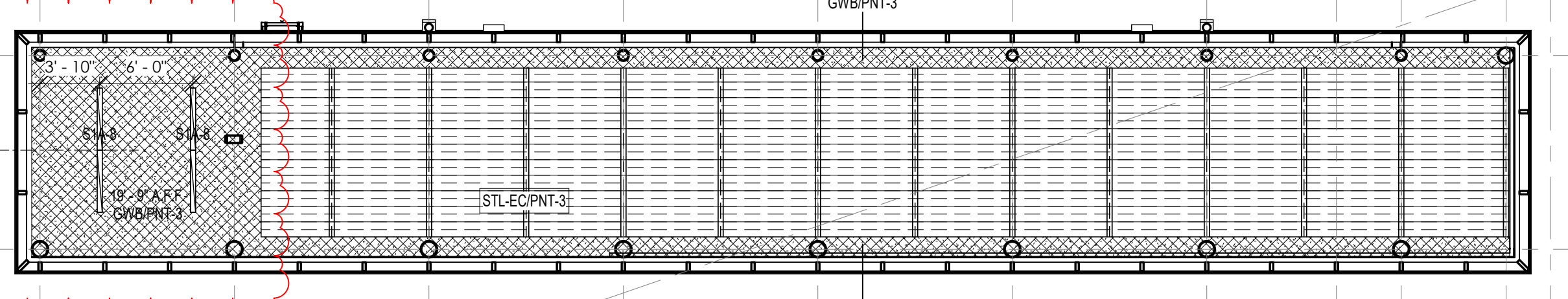
100% Construction Documents, Issued for Bidding and Permit

**ISSUE DATE :** 06.10.2022



**ACOUSTIC BAFFLES**  
Light Fixtures

Type Mark	Family	Type
BAF-4.2	S4 LightArt- Acoustic Static Baffles	Slm Baffle - 48" L x 12" H (Nickel)
BAF-8.3	S4 LightArt- Acoustic Static Baffles	Slm Baffle - 96" L x 12" H (Dark)
BAF-8.2	S4 LightArt- Acoustic Static Baffles	Slm Baffle - 96" L x 12" H (Nickel)
BAF-8.1	S4 LightArt- Acoustic Static Baffles	Slm Baffle - 96" L x 12" H (Zinc)



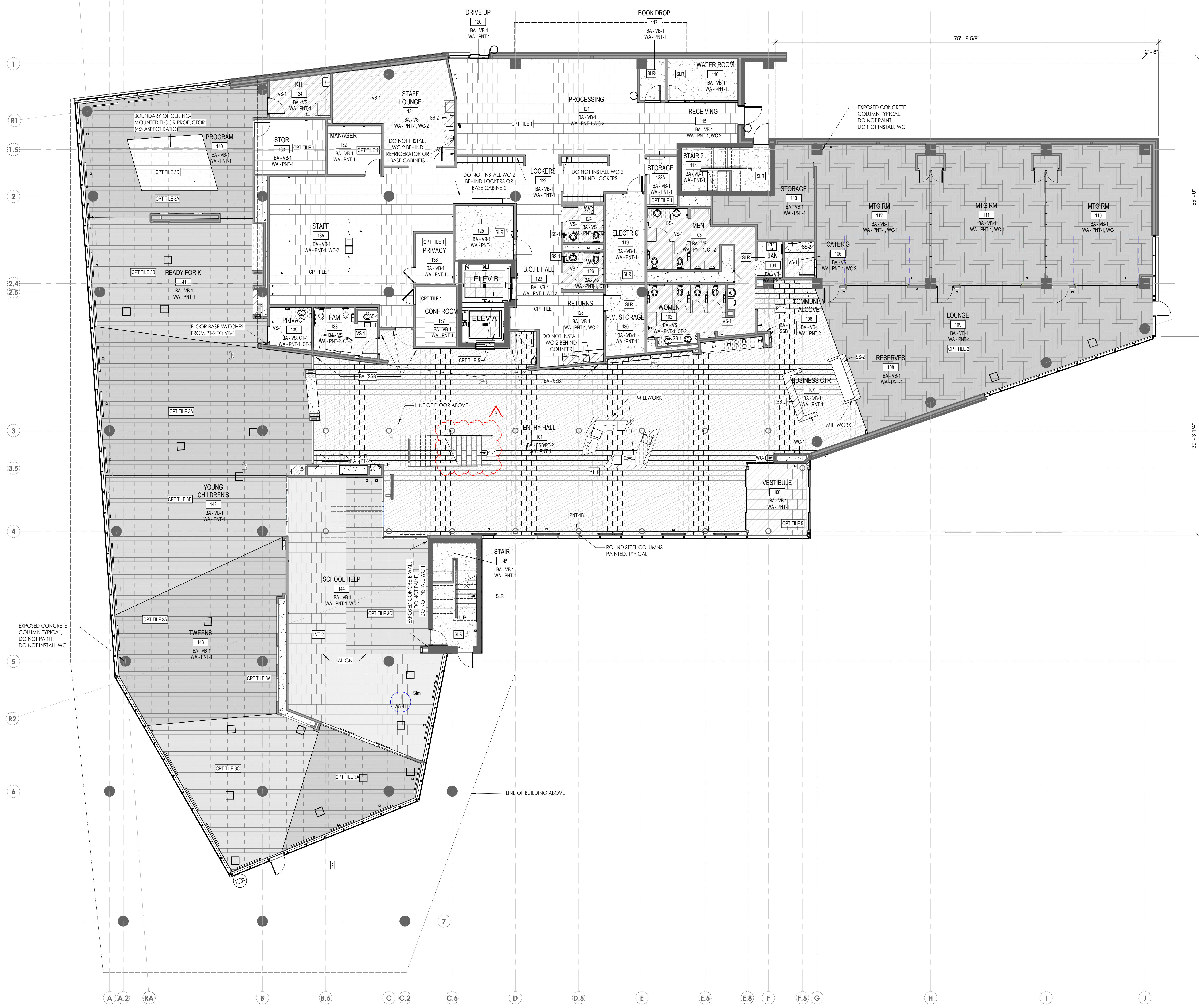
VG Level 2 RCP  
1/8" = 1'-0"



**A1.12**

EXP. 12-31-2022

LEVEL 2 RCP



- NOTES ON CONSTRUCTION**
1. Refer to Sheet G1.40 FINISH SCHEDULE AND LEGENDS for more information on finishes.
  2. WC-1 and WC-2 should be installed as a 4ft high wainscot on all walls in the room in which it is listed, unless noted otherwise. See interior elevations, specifications and Sheet G1.04 TYPICAL ANSI ADA CLEARANCES for additional installation notes.

REVISION SCHEDULE		
#	DATE	REVISION DESCRIPTION
1	07.05.2022	Addendum 1
4	7.15.2022	Bulletin 1
5	8.10.2022	Bulletin 2
8	10.25.2022	Bulletin 5

KEYNOTE LEGEND	
KEYNOTE	DESCRIPTION

**PROJECT NAME :**  
**CML REYNOLDSBURG**  
 1402 BRICE ROAD  
 REYNOLDSBURG, OHIO 43068

100% CONSTRUCTION DOCUMENTS  
 ISSUED FOR BIDDING AND PERMIT

**ISSUE DATE :** 10.07.2022

Jonathan Barnes  
 Architectural and Design  
 243 N 5th Street, Suite 200  
 Columbus, OH 43215  
 614.228.7311  
 www.jbad.com

**FLOOR FINISH MATERIAL KEY**

	PT-1		PT-3
	SLR		VS-1
	CPT TILE 1		CPT TILE 2
	CPT TILE 3A		CPT TILE 3B
	CPT TILE 3C		CPT TILE 3D
	CPT TILE 4A		CPT TILE 4B
	CPT TILE 4C		CPT TILE 5
	LVT-2		LVT-1

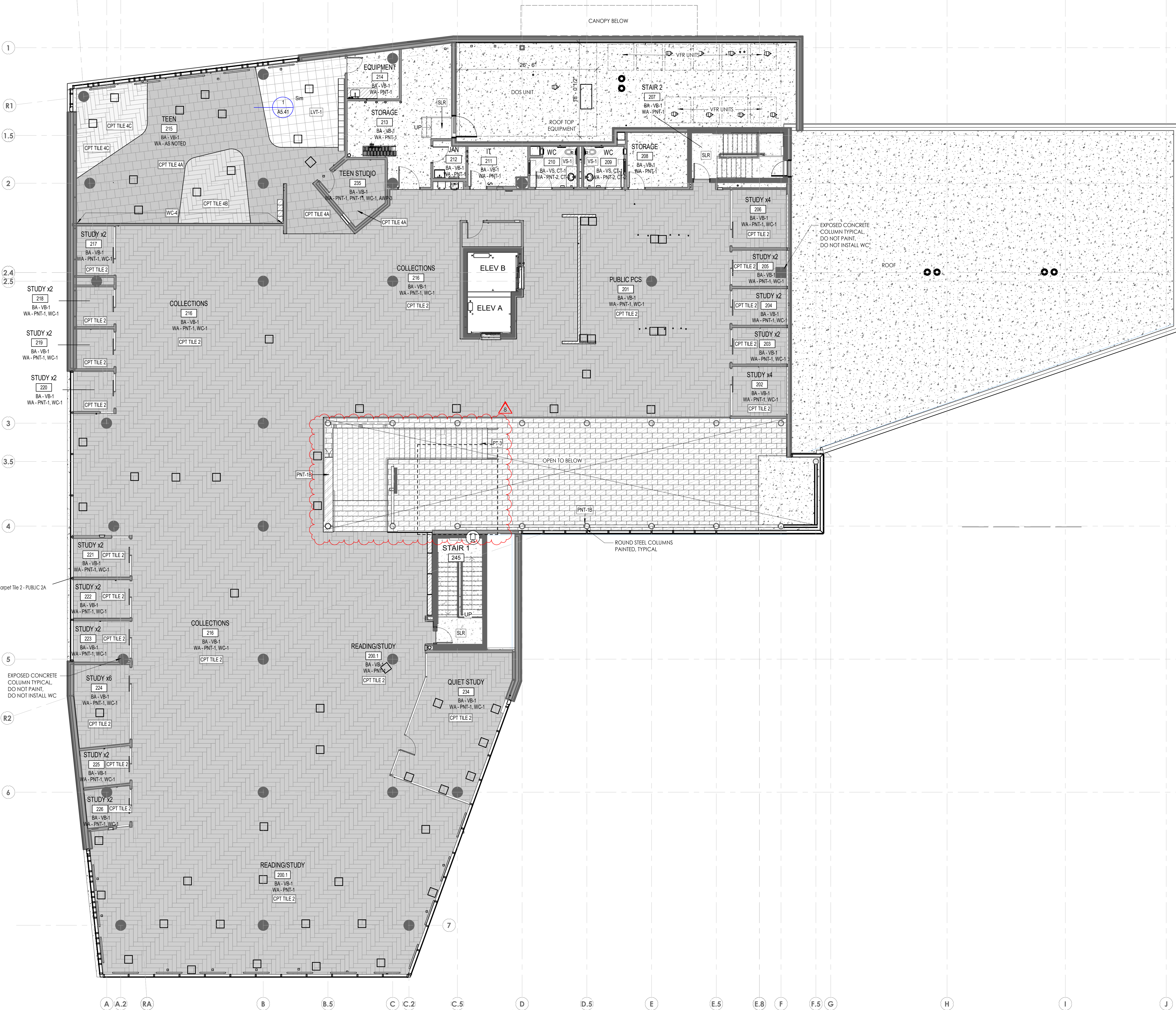


**1 LEVEL 1 FINISHES PLAN**  
 A1.21  
 1/8" = 1'-0"

EXP. 12-31-2022  
 LEVEL 1 FINISHES PLAN

**A1.21**





1 LEVEL 2 FINISHES PLAN  
A1.22  
1/8" = 1'-0"

- NOTES ON CONSTRUCTION**
- Refer to Sheet G1.40 FINISH SCHEDULE AND LEGENDS for more information on finishes.
  - WC-1 and WC-2 should be installed as a 4ft wainscot on all walls in the room in which it is listed, unless noted otherwise. See interior elevations, specifications and Sheet G1.04 TYPICAL ANSI ADA CLEARANCES for additional installation notes.

**KEYNOTE LEGEND**

KEYNOTE	DESCRIPTION

**REVISION SCHEDULE**

#	DATE	REVISION DESCRIPTION
4	7.15.2022	Bulletin 1
5	8.10.2022	Bulletin 2
6	9.16.2022	Bulletin 3
8	10.25.2022	Bulletin 5

**PROJECT NAME :**  
**CML REYNOLDSBURG**  
1402 BRICE ROAD  
REYNOLDSBURG, OHIO 43068

100% CONSTRUCTION DOCUMENTS  
ISSUED FOR BIDDING AND PERMIT

**ISSUE DATE :** 10.07.2022

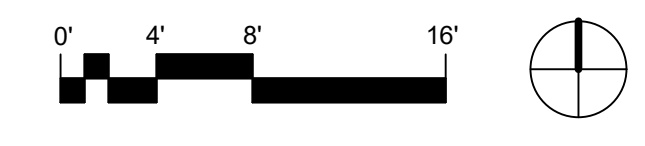
**JB AD** **g**  
**GUND PARTNERSHIP**

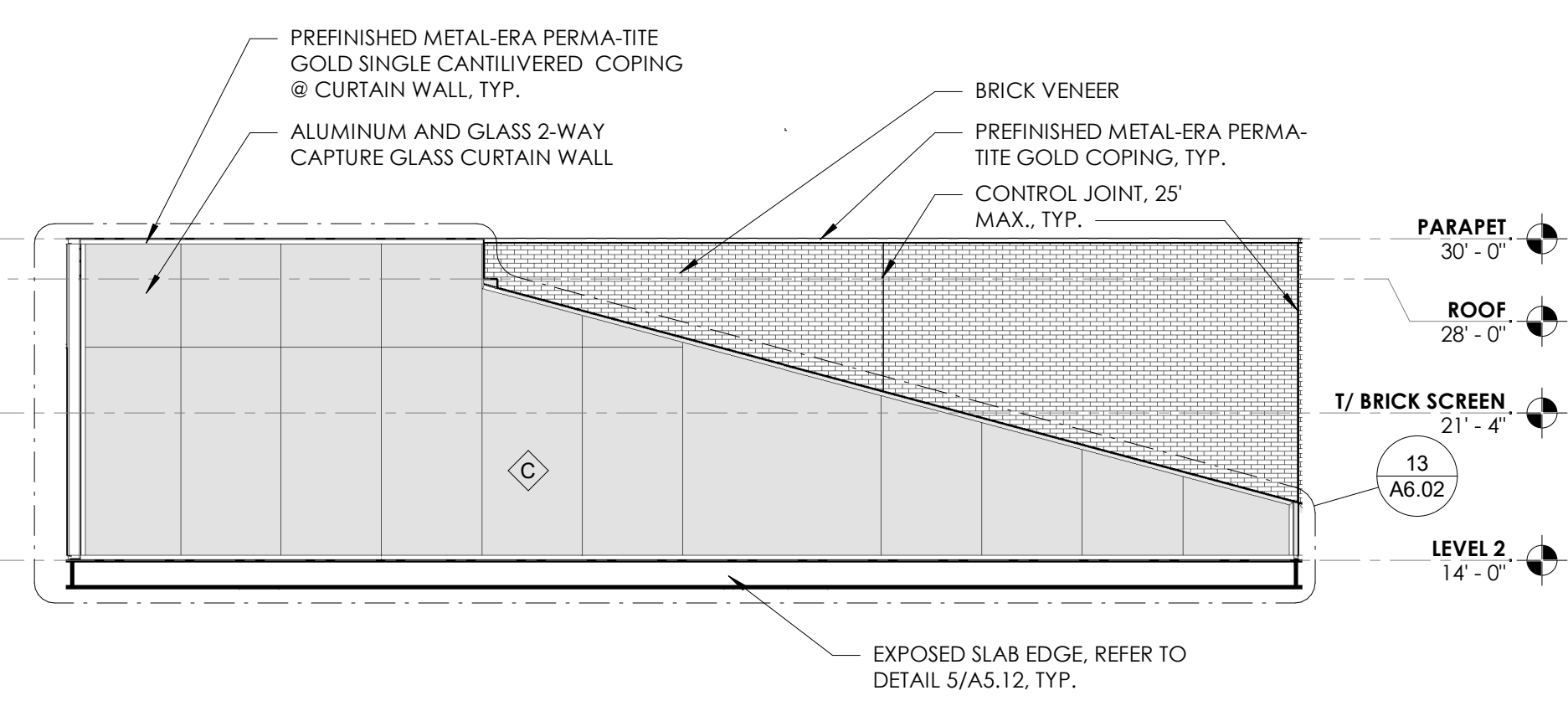
Jonathan Barnes  
Architectural and Design  
243 N 5th Street, Suite 200  
Columbus, OH 43215  
614.228.7311  
www.jbada.com

EXP. 12-31-2022  
LEVEL 2 FINISHES PLAN

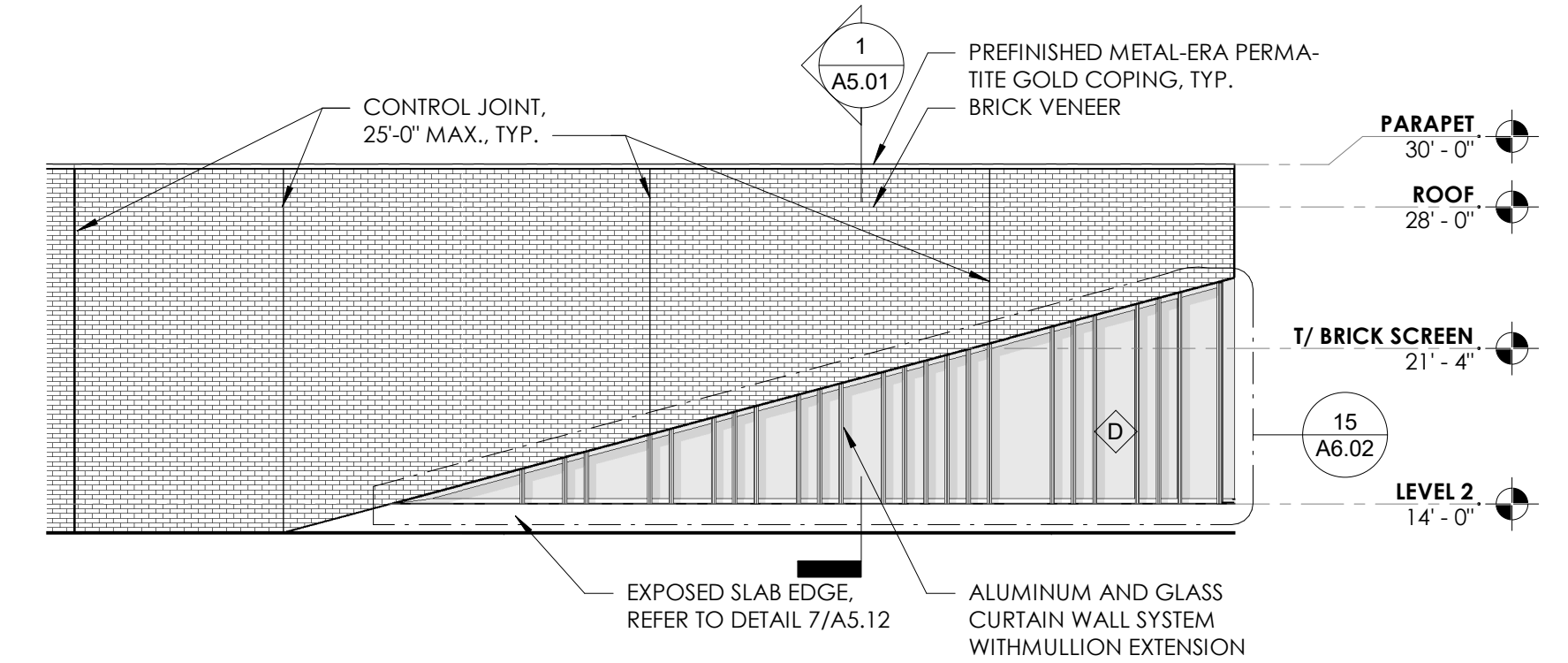
**FLOOR FINISH MATERIAL KEY**

	PT-1		PT-3
	SLR		VS-1
	CPT TILE 1		CPT TILE 2
	CPT TILE 3A		CPT TILE 3B
	CPT TILE 3C		CPT TILE 3D
	CPT TILE 4A		CPT TILE 4B
	CPT TILE 4C		CPT TILE 4D
	CPT TILE 4E		CPT TILE 4F
	LVT-2		LVT-1

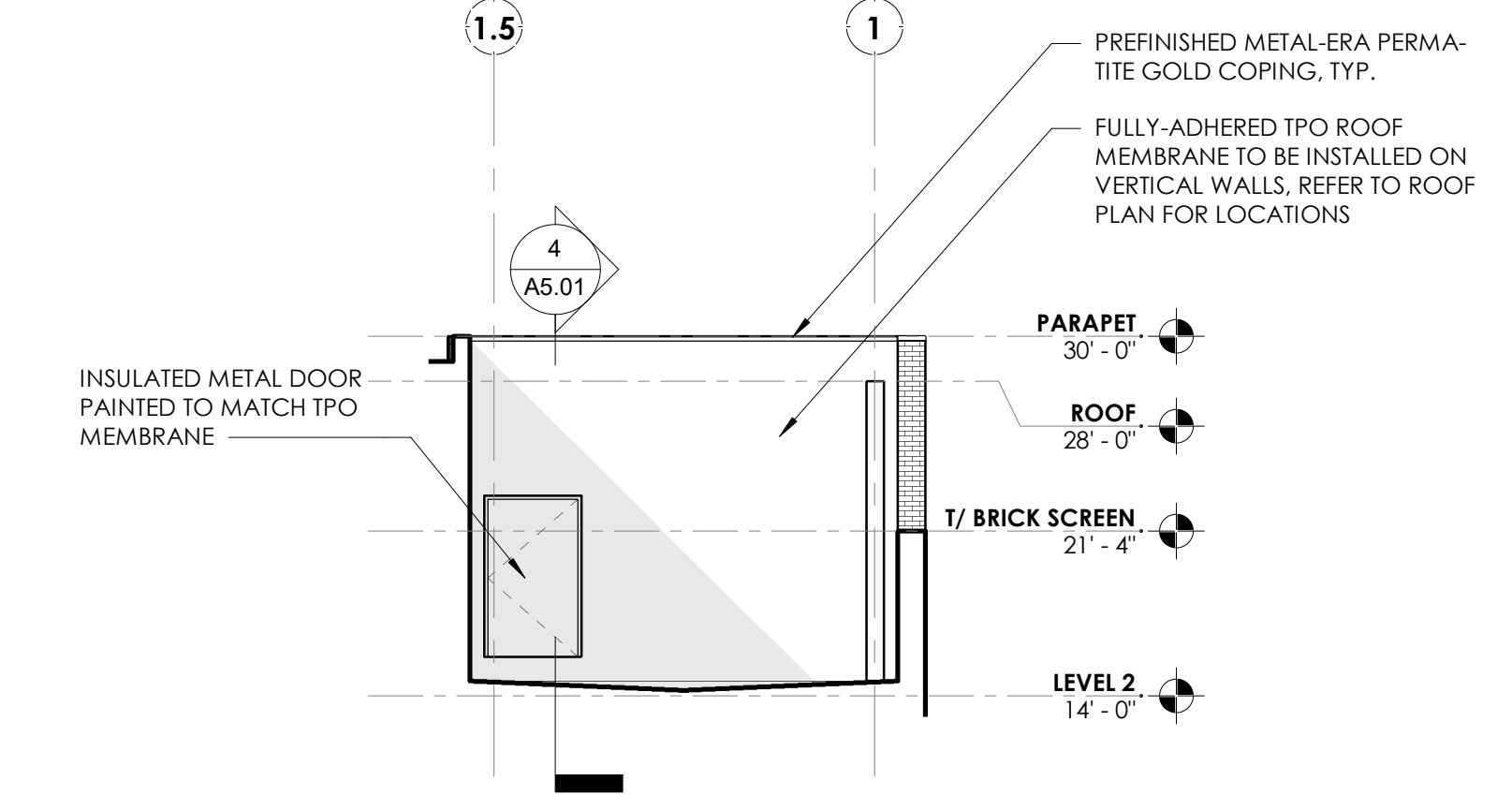




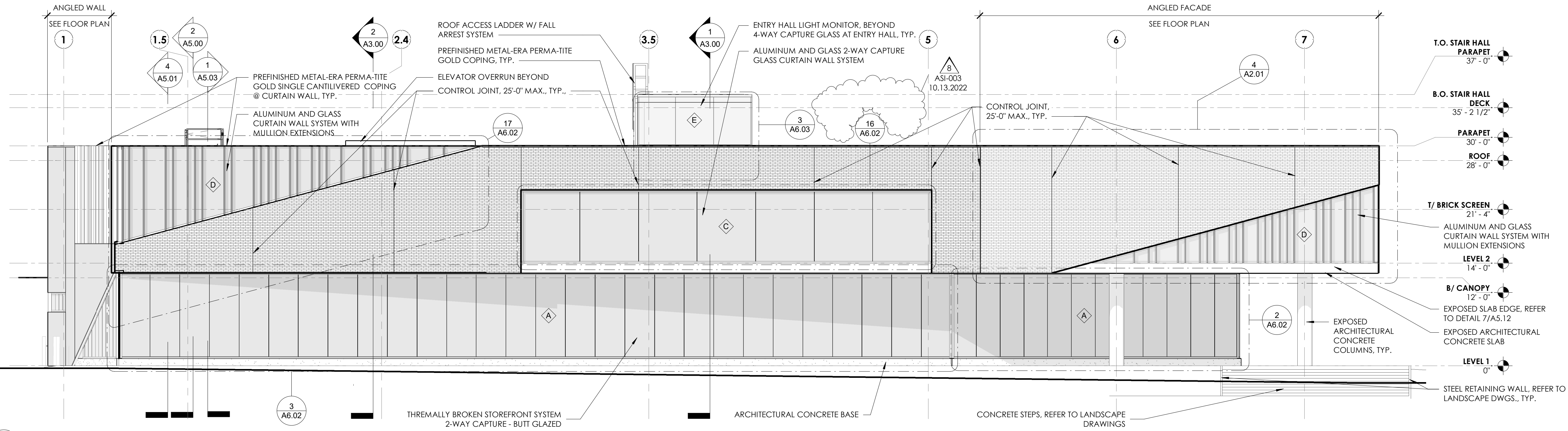
3 PARTIAL ORTHOGONAL - EAST ELEVATION  
A2.01 1/8" = 1'-0"



4 PARTIAL ORTHOGONAL WEST ELEVATION  
A2.01 1/8" = 1'-0"



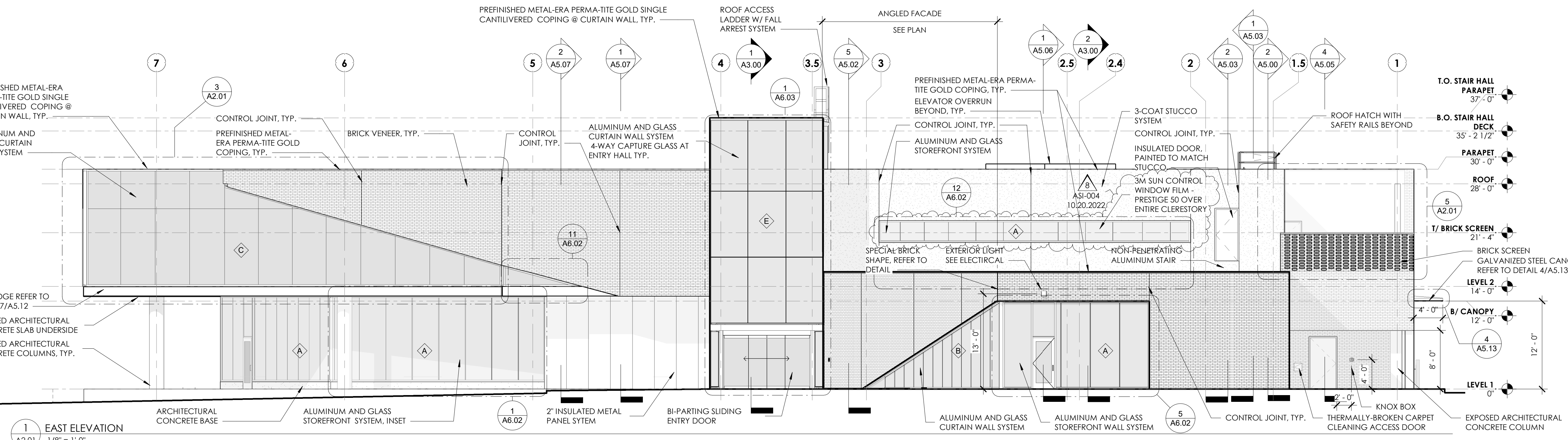
5 MECHANICAL WELL - EAST ELEVATION  
A2.01 1/8" = 1'-0"



2 WEST ELEVATION  
A2.01 1/8" = 1'-0"

**WINDOW SYSTEM KEY:**

A	2"x6" ALUMINUM AND GLASS 2-WAY CAPTURED THERMALLY-BROKEN STOREFRONT SYSTEM
B	2"x6" ALUMINUM AND GLASS 2-WAY CAPTURED THERMALLY-BROKEN CURTAIN WALL SYSTEM
C	2 1/2"x7 1/4" ALUMINUM AND GLASS 2-WAY CAPTURED THERMALLY-BROKEN CURTAIN WALL SYSTEM
D	2 1/2"x7 1/4" ALUMINUM AND GLASS 2-WAY CAPTURED THERMALLY-BROKEN CURTAIN WALL SYSTEM W/ MULLION EXTENSIONS
E	2 1/2"x8" ALUMINUM AND GLASS 4-WAY CAPTURED THERMALLY-BROKEN CURTAIN WALL SYSTEM



1 EAST ELEVATION  
A2.01 1/8" = 1'-0"

**REVISION SCHEDULE**

#	DATE	REVISION DESCRIPTION
1	07.05.22	Addendum 01
8	10.25.22	Bulletin 5

**PROJECT NAME:**  
**CML REYNOLDSBURG**  
1402 BRICE ROAD  
REYNOLDSBURG, OHIO 43068  
ISSUED FOR CONSTRUCTION

ISSUE DATE: 10.05.2022

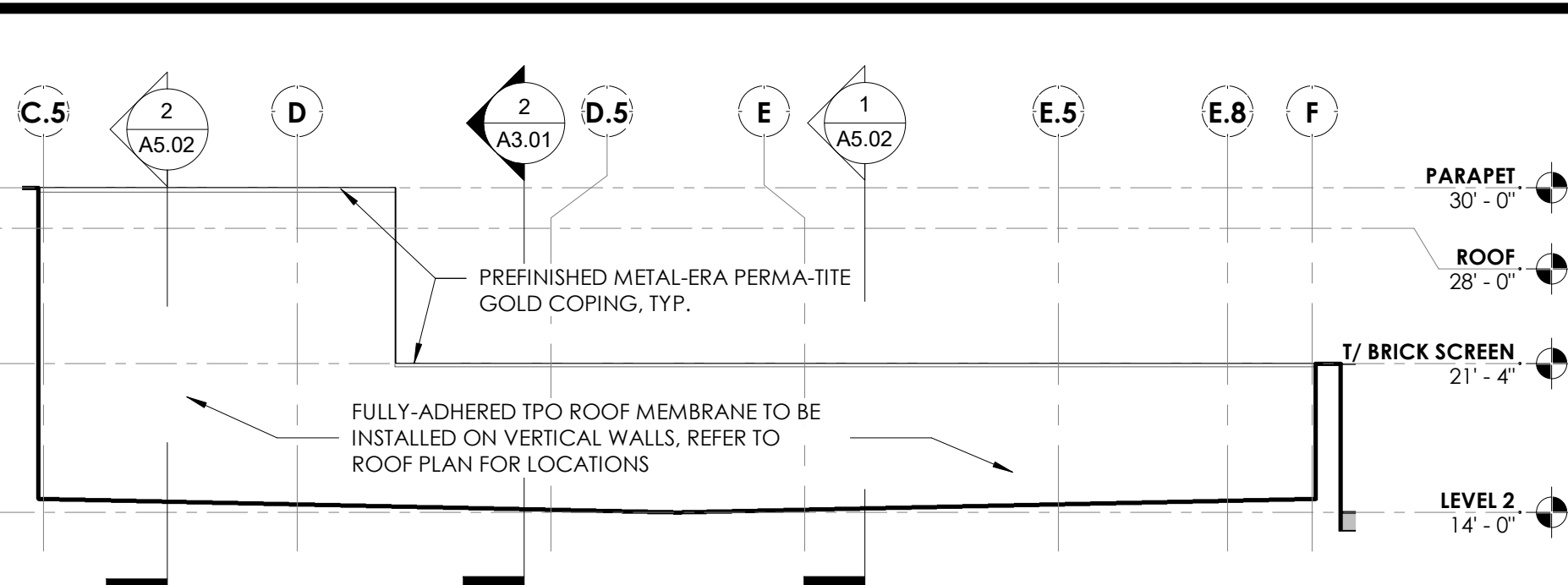
**JB AD** **g** **GUND PARTNERSHIP**

Jonathan Barnes  
Architectural and Design  
243 N 5th Street, Suite 200  
Columbus, OH 43215  
614.228.7311  
www.jbada.com

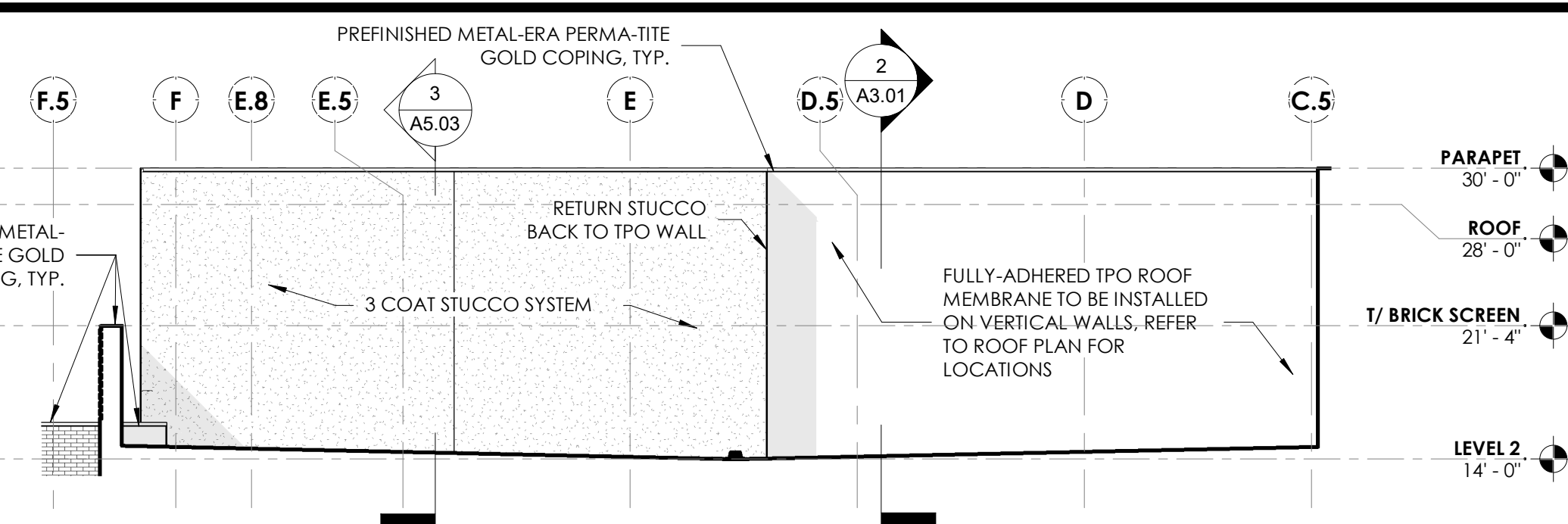
STATE OF OHIO  
JONATHAN BARNES  
10540  
REGISTERED ARCHITECT

EXP. 12-31-2023  
BUILDING ELEVATIONS

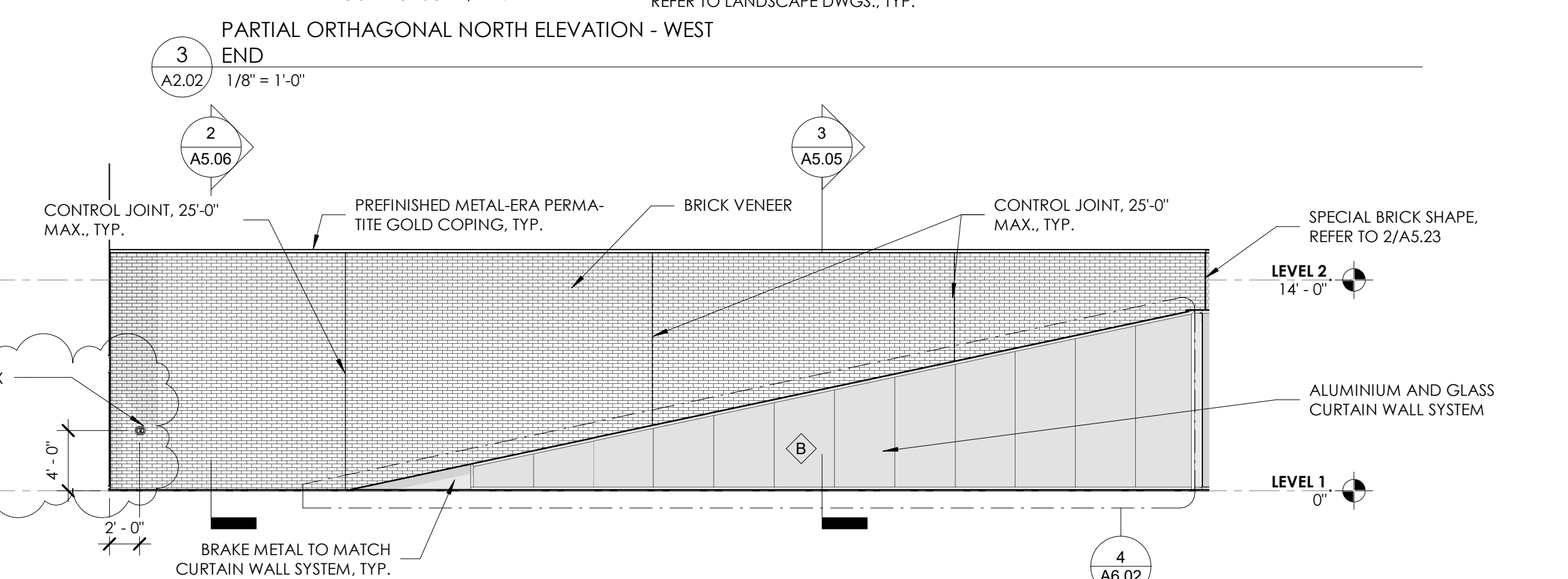
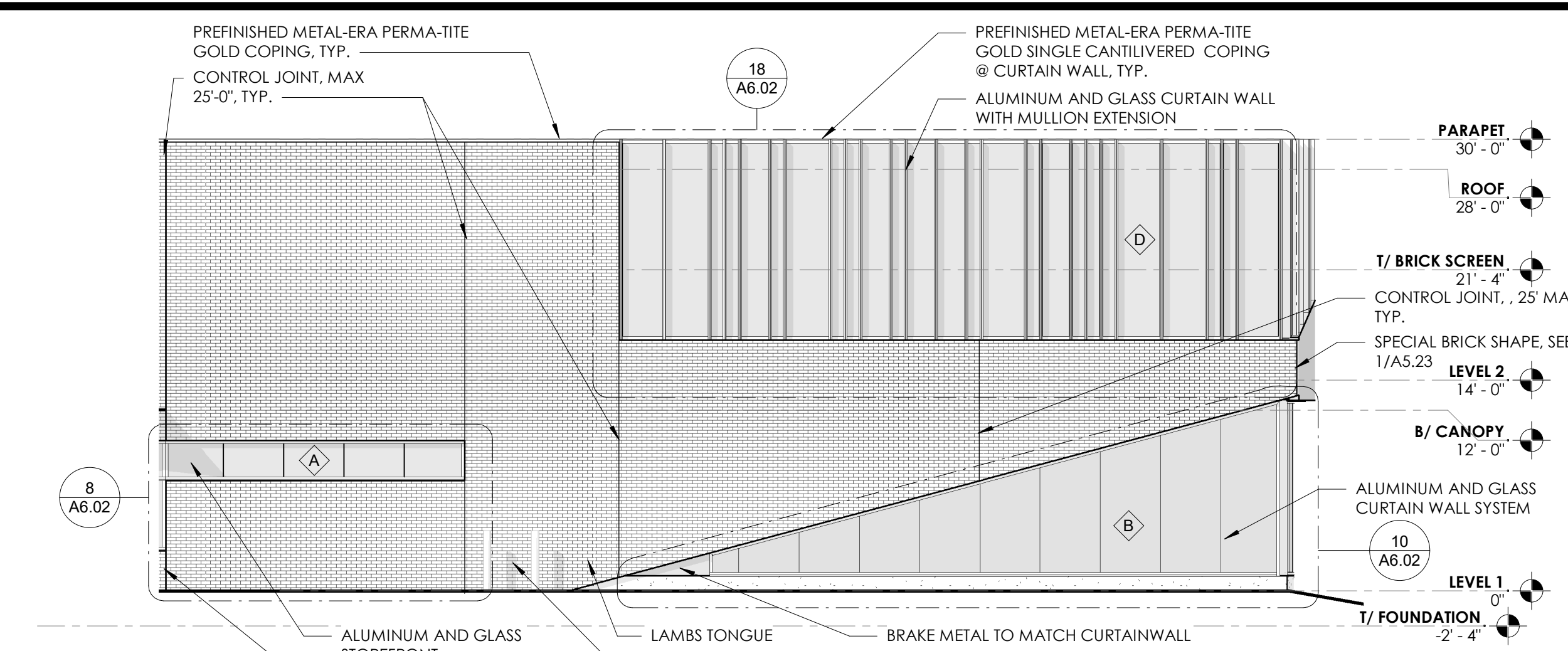
**A2.01**



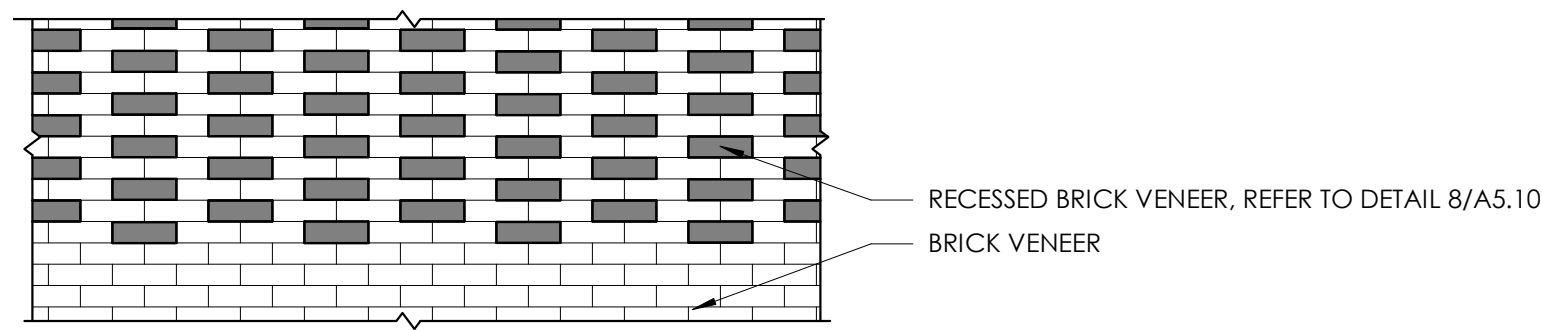
7 MECHANICAL WELL - SOUTH ELEVATION  
1/8" = 1'-0"



5 MECHANICAL WELL - NORTH ELEVATION  
1/8" = 1'-0"



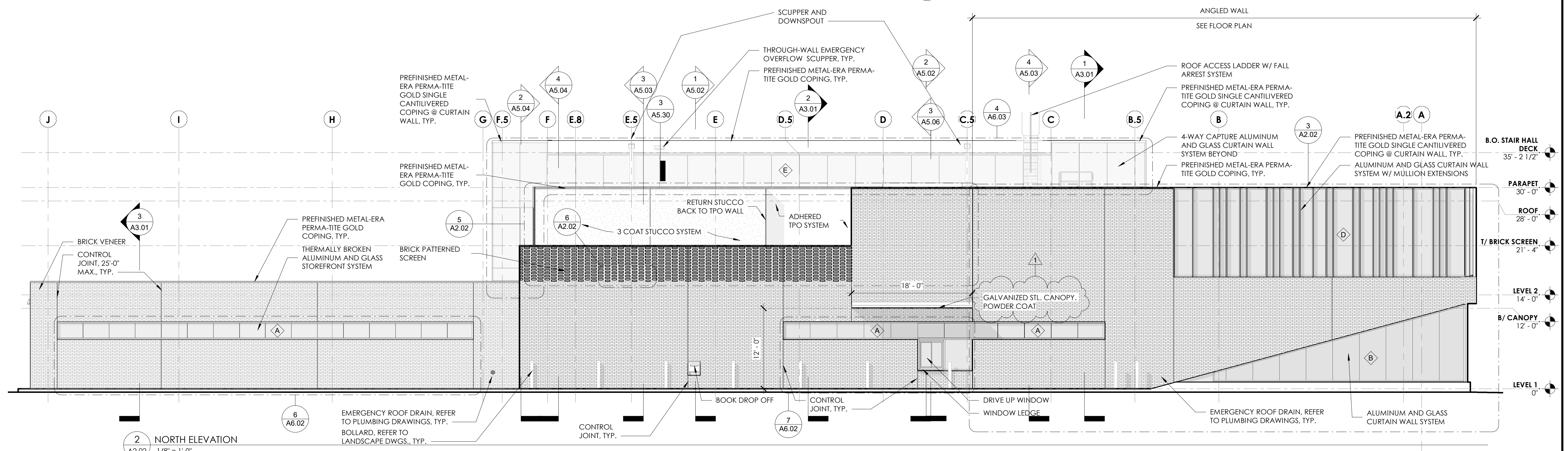
4 PARTIAL SOUTH ELEVATION  
1/8" = 1'-0"



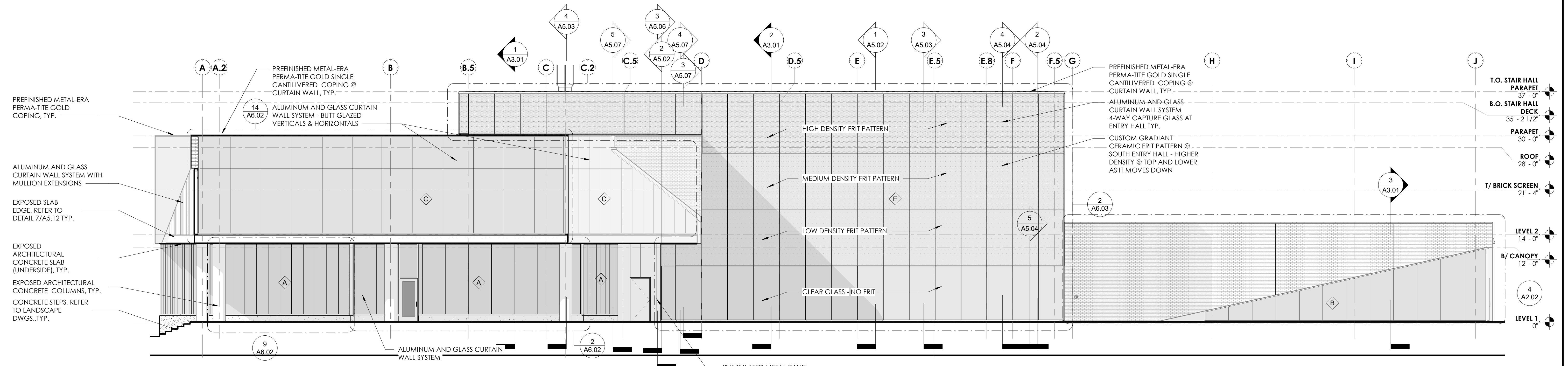
6 ENLARGED PARTIAL BRICK ELEVATION  
1/2" = 1'-0"

WINDOW SYSTEM KEY: REFER TO A6.02 AND A6.03

A	2'x6' ALUMINUM AND GLASS 2-WAY CAPTURED THERMALLY-BROKEN STOREFRONT SYSTEM
B	2'x6' ALUMINUM AND GLASS 2-WAY CAPTURED THERMALLY-BROKEN CURTAIN WALL SYSTEM
C	2 1/2'x7 1/4' ALUMINUM AND GLASS 2-WAY CAPTURED THERMALLY-BROKEN CURTAIN WALL SYSTEM
D	2 1/2'x7 1/4' ALUMINUM AND GLASS 2-WAY CAPTURED THERMALLY-BROKEN CURTAIN WALL SYSTEM W/ MULLION EXTENSIONS
E	2 1/2'x8' ALUMINUM AND GLASS 4-WAY CAPTURED THERMALLY-BROKEN CURTAIN WALL SYSTEM



2 NORTH ELEVATION  
1/8" = 1'-0"



1 SOUTH ELEVATION  
1/8" = 1'-0"

REVISION SCHEDULE

#	DATE	REVISION DESCRIPTION
1	07.05.22	Addendum 01


PROJECT NAME:  
**CML REYNOLDSBURG**  
1402 BRICE ROAD  
REYNOLDSBURG, OHIO 43068

100% CONSTRUCTION DOCUMENTS  
ISSUED FOR BIDDING AND PERMIT

ISSUE DATE: 06.10.2022



Jonathan Barnes  
Architectural and Design  
243 N 5th Street, Suite 200  
Columbus, OH 43215  
614.228.7311  
www.jbada.com



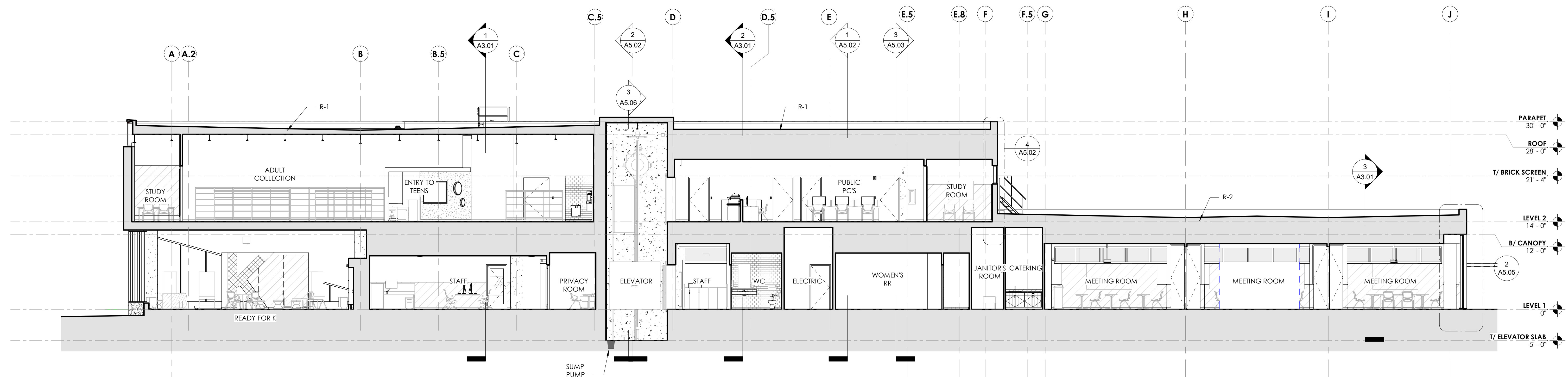
EXP. 12-31-2023

BUILDING ELEVATIONS

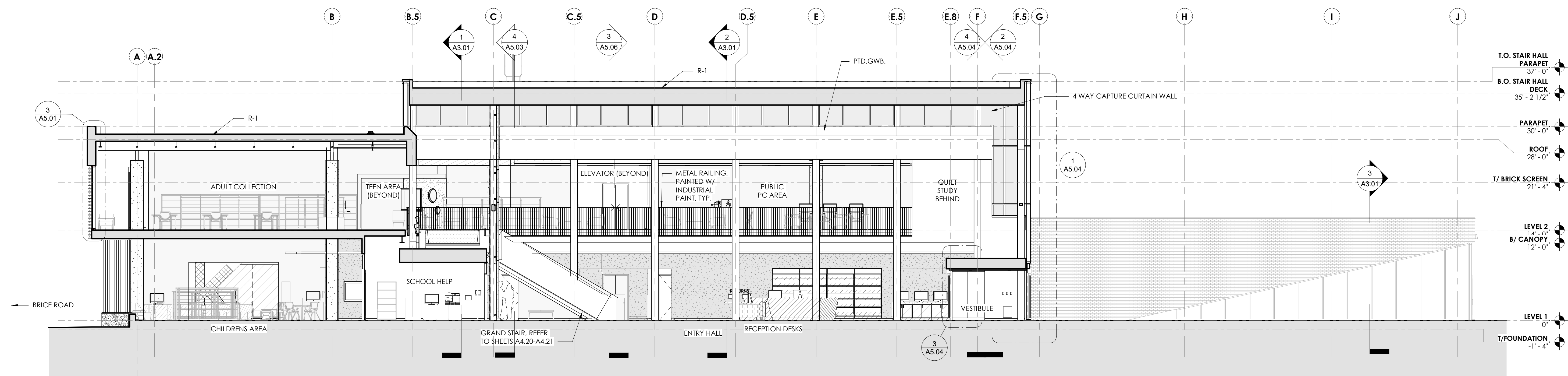
A2.02

15/2022 03:53:49M © 2021 JONATHAN BARNES ARCHITECTURE & DESIGN, LTD.

NOTE; REFERENCE G1.21 FOR ROOF TYPES



2 BUILDING SECTION THROUGH CONFERENCE ROOMS  
A3.00 1/8" = 1'-0"



1 SECTION @ STAIR HALL  
A3.00 1/8" = 1'-0"

REVISION SCHEDULE		
#	DATE	REVISION DESCRIPTION

PROJECT NAME :


**CML REYNOLDSBURG**  
1402 BRICE ROAD  
REYNOLDSBURG, OHIO 43068

100% CONSTRUCTION DOCUMENTS  
ISSUED FOR BIDDING AND PERMIT

ISSUE DATE : 06.10.2022



Jonathan Barnes  
Architectural and Design  
243 N 5th Street, Suite 200  
Columbus, OH 43215  
614.228.7311  
www.jbada.com

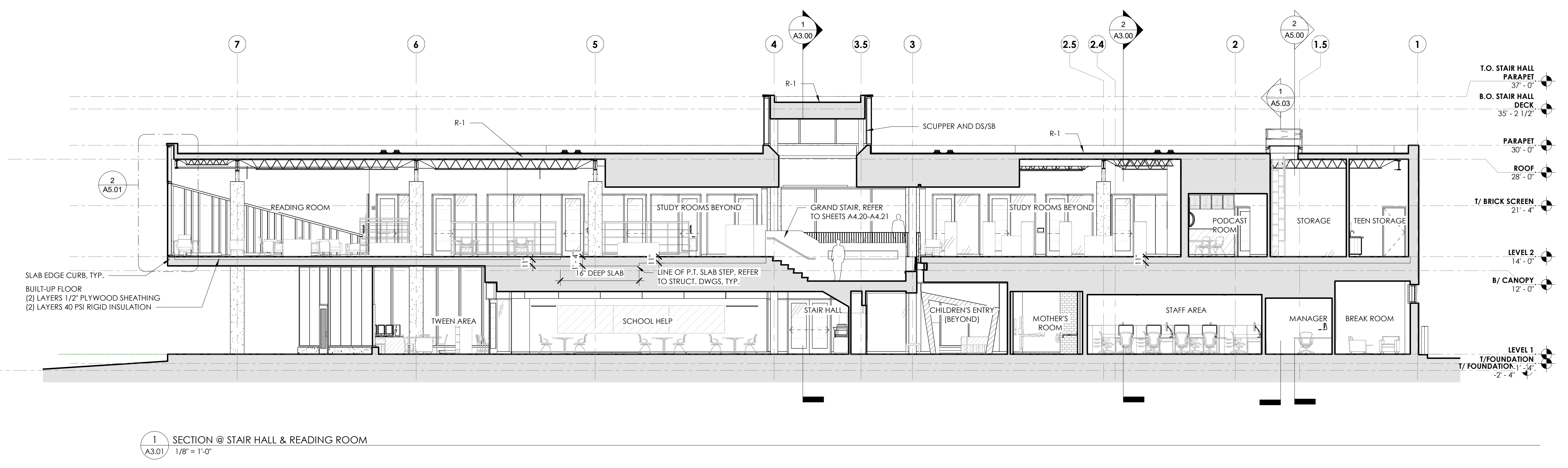
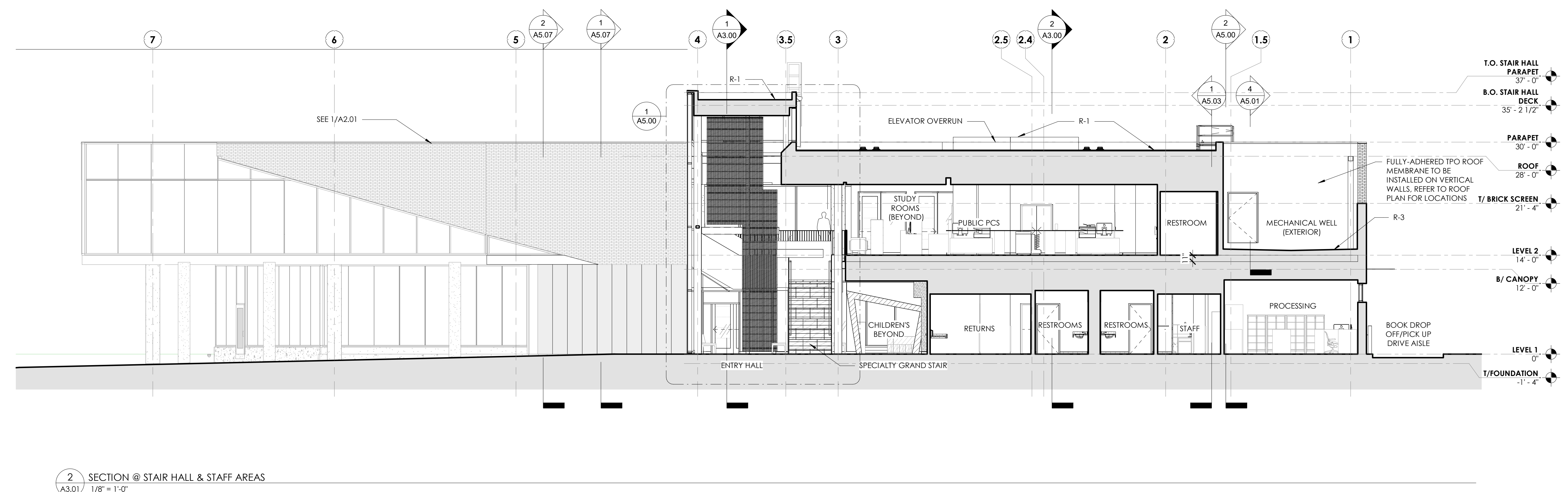
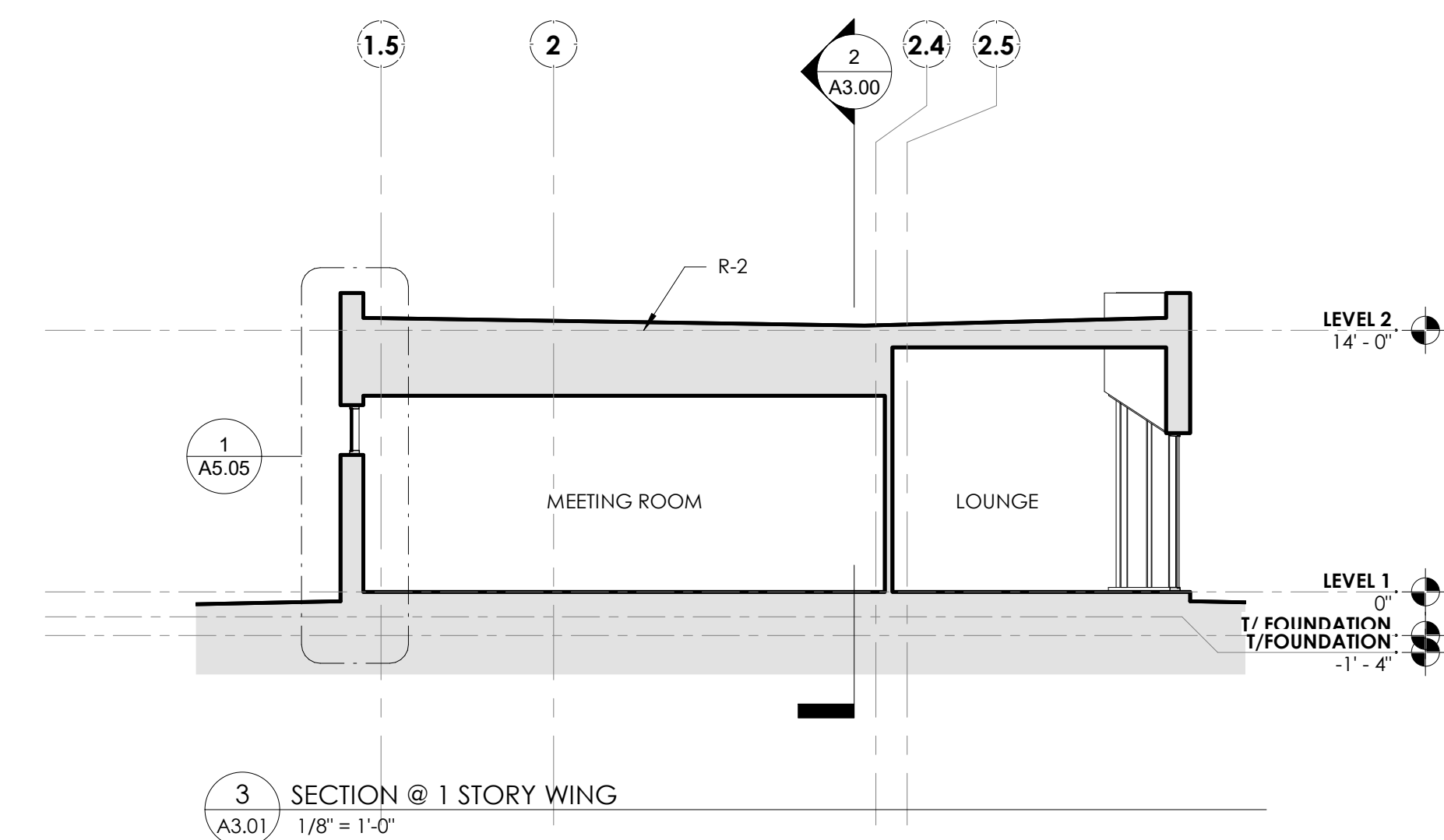


EXP. 12-31-2022

BUILDING SECTIONS

A3.00

© 2022 JONATHAN BARNES ARCHITECTURE & DESIGN, LTD.



REVISION SCHEDULE		
#	DATE	REVISION DESCRIPTION

PROJECT NAME :


**CML REYNOLDSBURG**  
1402 BRICE ROAD  
REYNOLDSBURG, OHIO 43068

100% CONSTRUCTION DOCUMENTS  
ISSUED FOR BIDDING AND PERMIT

ISSUE DATE : 06.10.2022



Jonathan Barnes  
Architectural and Design  
243 N 5th Street, Suite 200  
Columbus, OH 43215  
614.228.7311  
www.jbada.com



EXP. 12-31-2022

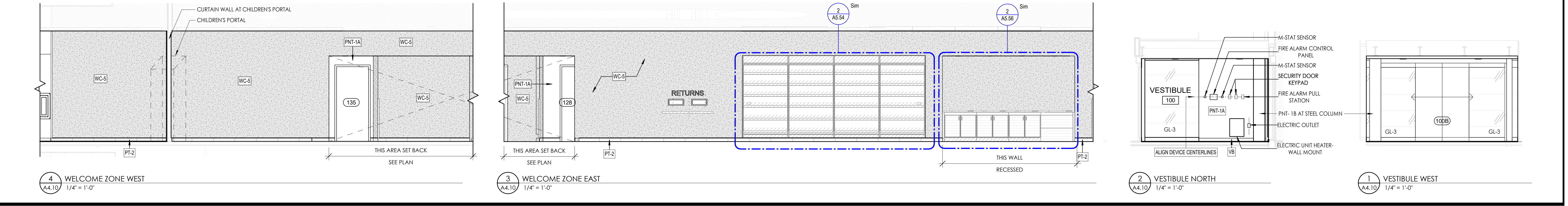
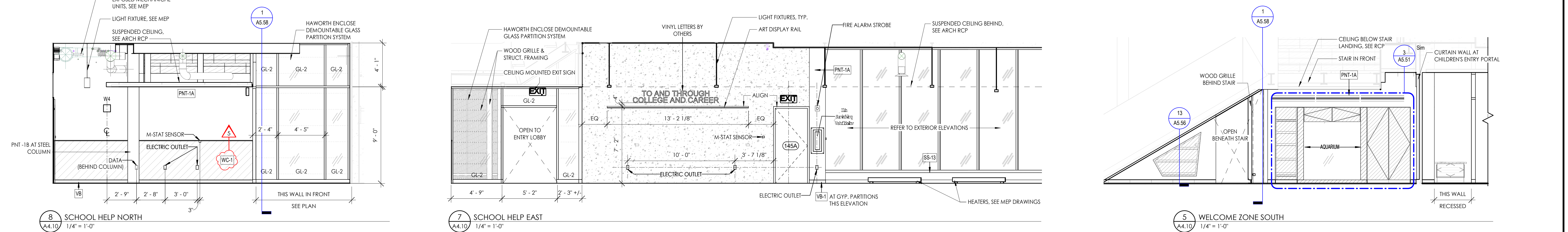
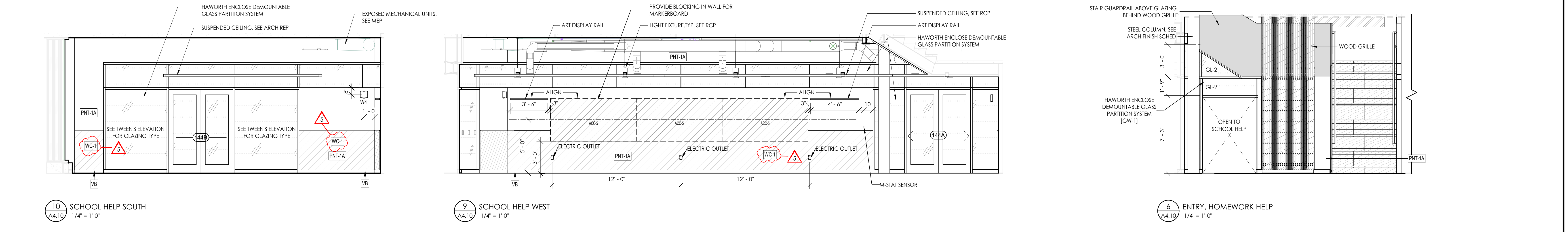
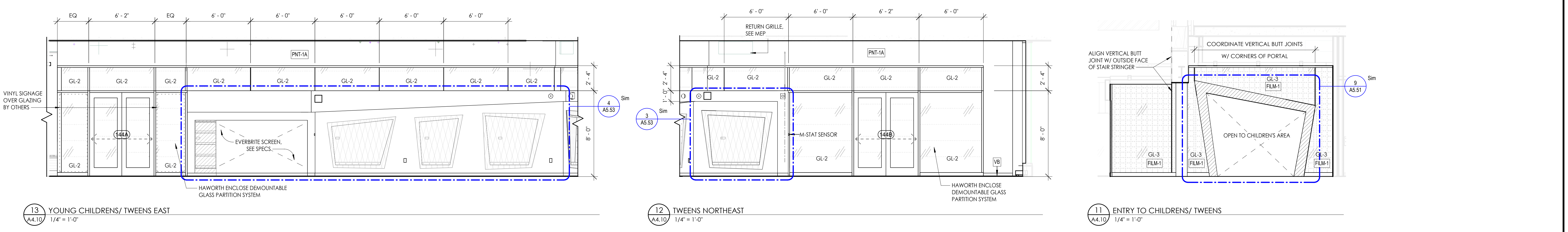
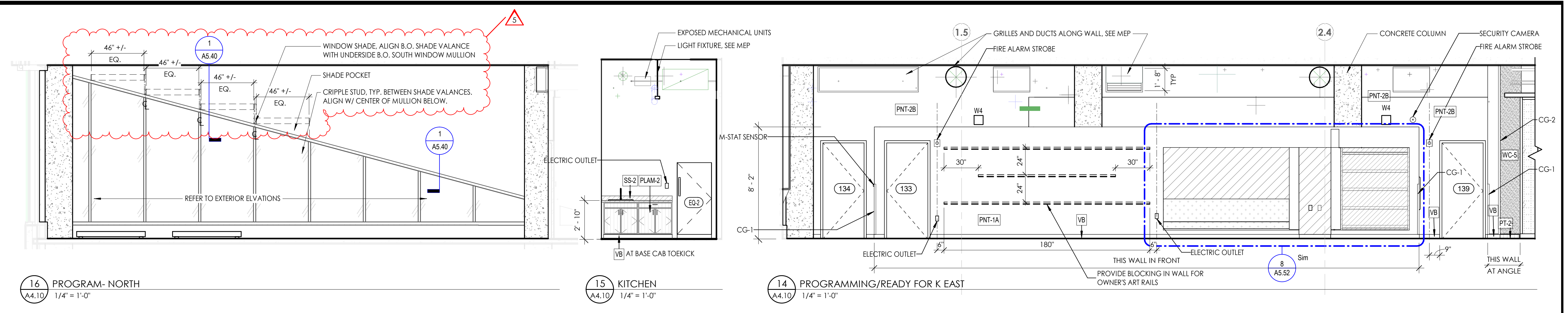
BUILDING SECTIONS

A3.01

6/10/2022 11:48:51 AM © 2017 JONATHAN BARNES ARCHITECTURE & DESIGN, LTD.

### APPLIANCES

Type Mark	Description	Manuf	Model	Finish	Owner Provided	Project Provide
1	18.4 Cu. Ft. Counter-Depth French-Door Refrigerator	GE	WE19JLSS	Stainless Steel	No	Yes
2	Freezerless Refrigerator - 18 cu. ft.	Whirlpool	WRS57R18DM	Stainless Steel	No	Yes
3	Microwave Oven	GE	PEB7226FSS	Provided By Owner	No	No



- #### NOTES ABOUT DIMENSIONING
- Dimensions to interior partitions are to finished face or centerline of partition type exclusive of applied finish (e.g. tile) or to face of brick finish (e.g. wd paneling) as shown UNO.
  - Clear dimensions indicate a minimum clear dimension, inclusive of applied finish, is required.
  - Dimensions at masonry elements are true (not nominal) dimensions.
  - Door jams shown near return walls are located 4" from return wall UNO.
  - Dimensions to window jams are to exterior masonry openings UNO.
  - CM is to confirm all dimensions in the field and notify Architect of any proposed deviation from dimensions shown.
  - Partitions shown centered on column CL are to be centered on column CL UNO.
  - Partitions shown offset from columns are located per typical column enclosure detail UNO.
  - Partitions shown centered on window mullions are to be centered on the window mullion UNO.

- #### NOTES ON CONSTRUCTION
- Not all wall mounted fixtures are shown. Review all sections of the drawings for approximate location of wall fixtures. See Typ Mounting Parameters Details on G1.06 TYPICAL ANSI ADA CLEARANCES for detailed location of wall fixtures.
  - See G1.03 AND G1.04 LIFE SAFETY FLOOR PLANS for location of fire and smoke rated partitions.
  - Where a partition type is called out for one side only of a shaft, the same type shall apply to all sides.
  - Wall shaded pink denote acoustic partitions, see Sheet G1.10 WALL TYPE SCHEDULE for more information on partitions.
  - Refer to Sheet G1.40 FINISH SCHEDULE AND LEGENDS for more information on ceiling finishes.

#### KEYNOTE LEGEND

KEYNOTE	DESCRIPTION
10.44.00	Fire Protection Specialties

#### REVISION SCHEDULE

#	DATE	REVISION DESCRIPTION
2	07.08.2022	Addendum 2
5	8.10.22	Bulletin 2

**PROJECT NAME:**  
**CML REYNOLDSBURG**  
1402 BRICE ROAD  
REYNOLDSBURG, OHIO 43068

100% Construction Documents, Issued for Bidding and Permit

**ISSUE DATE:** 06.10.2022



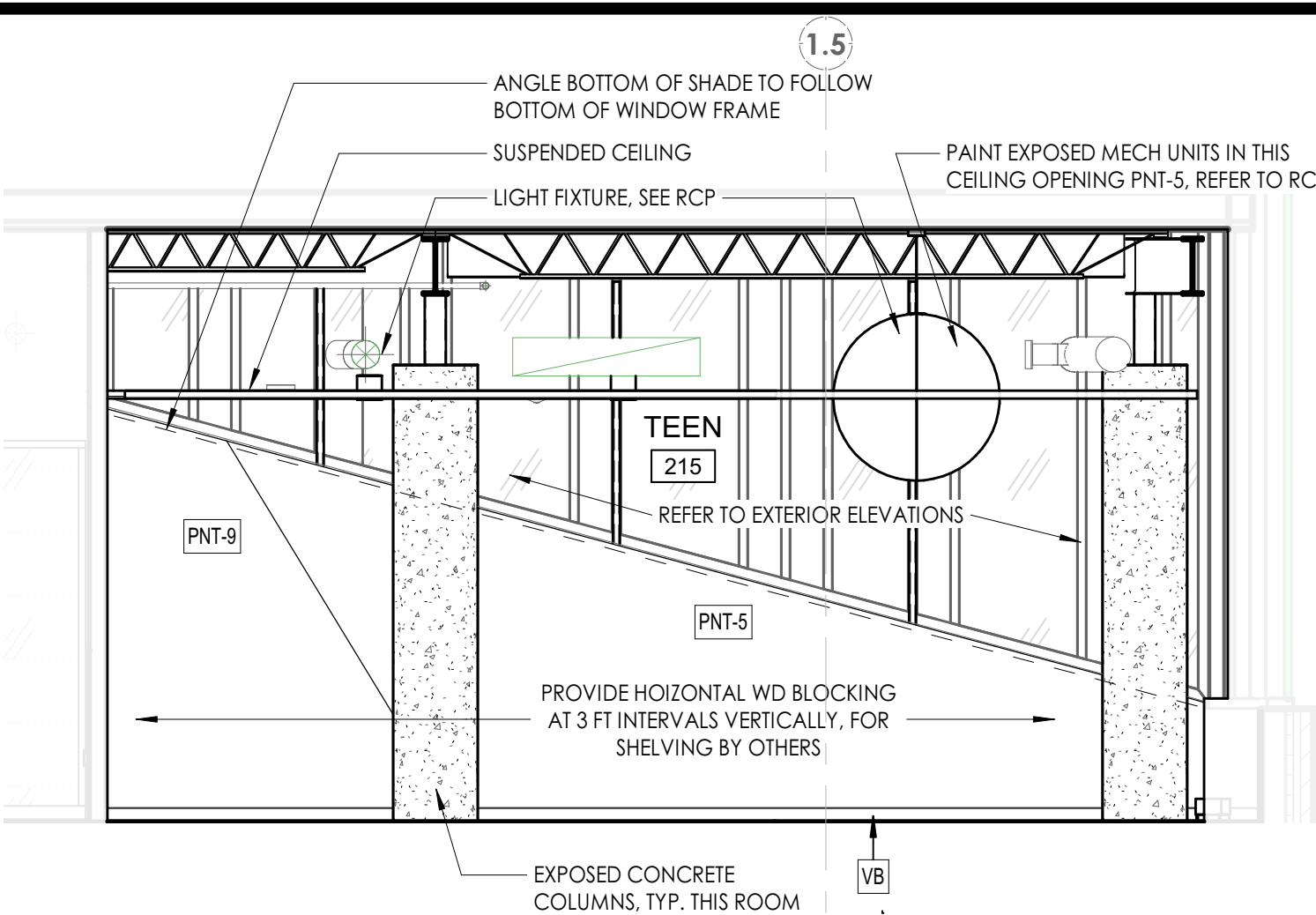
Jonathan Barnes  
Architectural and Design  
243 N 5th Street, Suite 200  
Columbus, OH 43215  
614.228.7311  
www.jbada.com

EXP. 12-31-2022  
INTERIOR ELEVATIONS

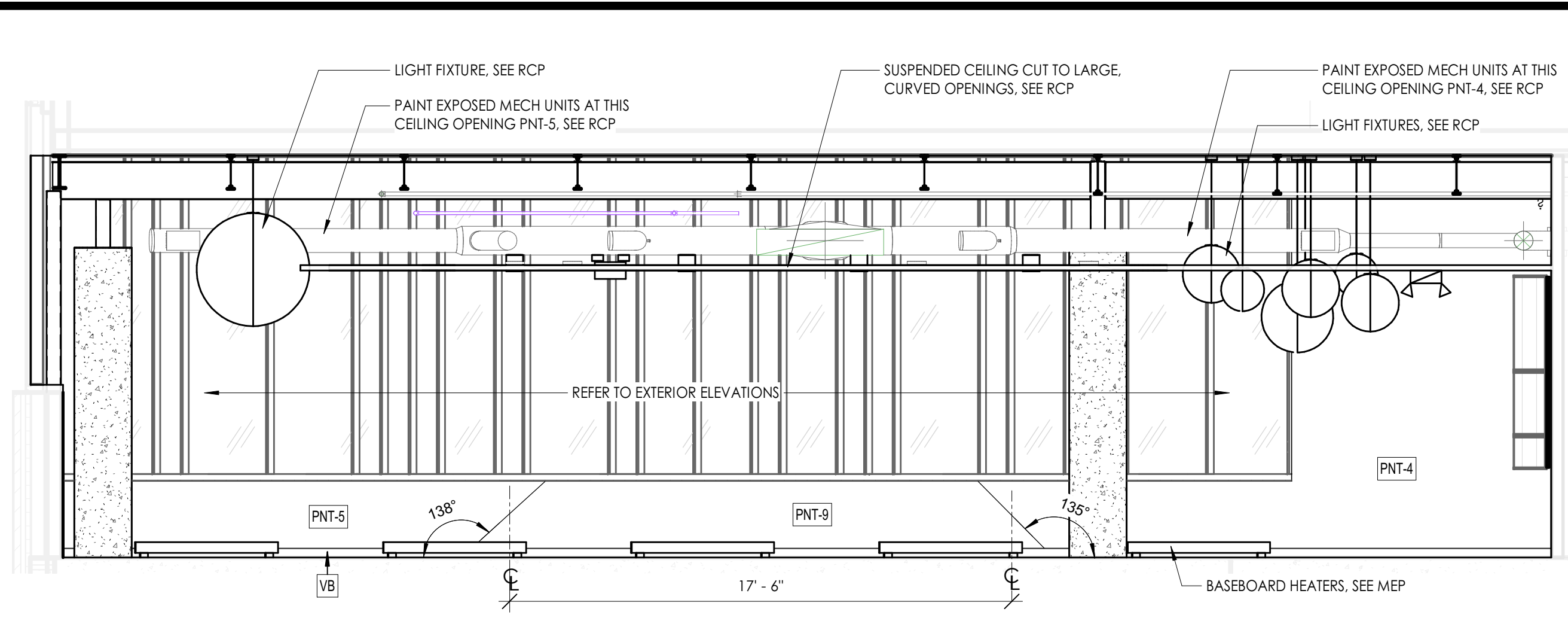
# A4.10

8/10/2022 5:13:33 PM © 2021 JONATHAN BARNES ARCHITECTURE & DESIGN, LTD.

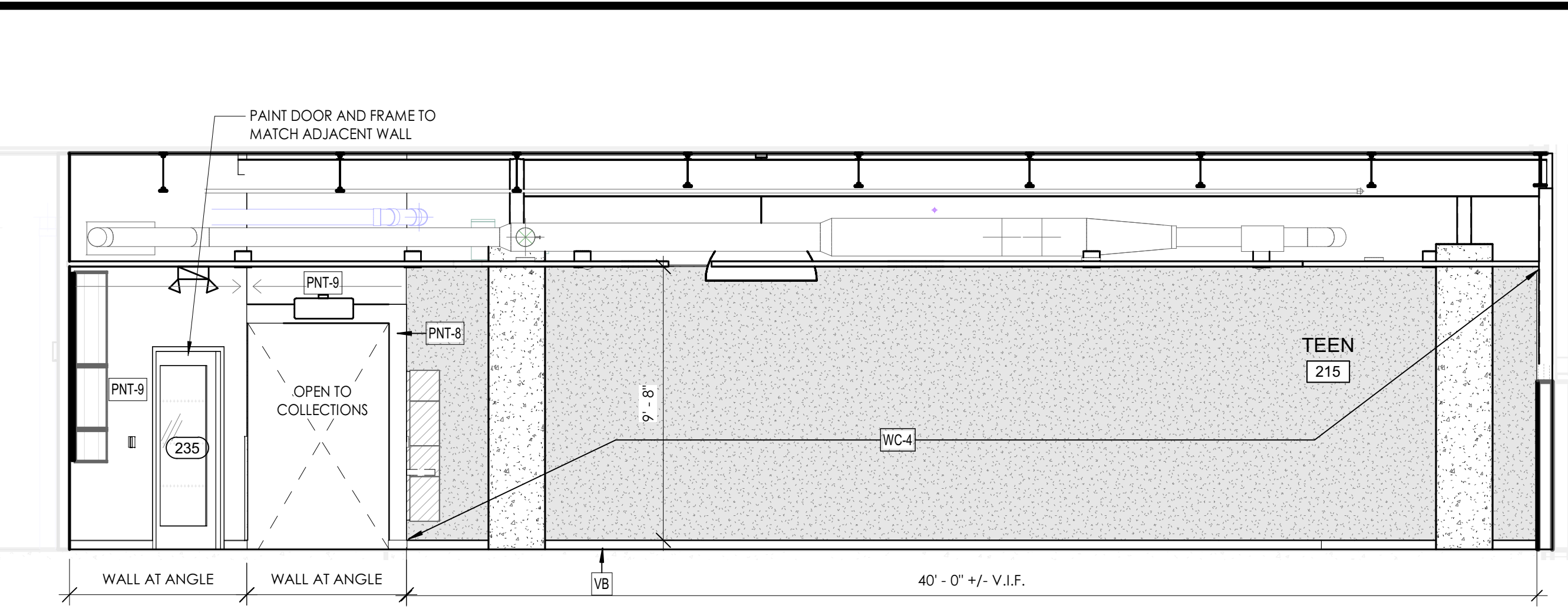




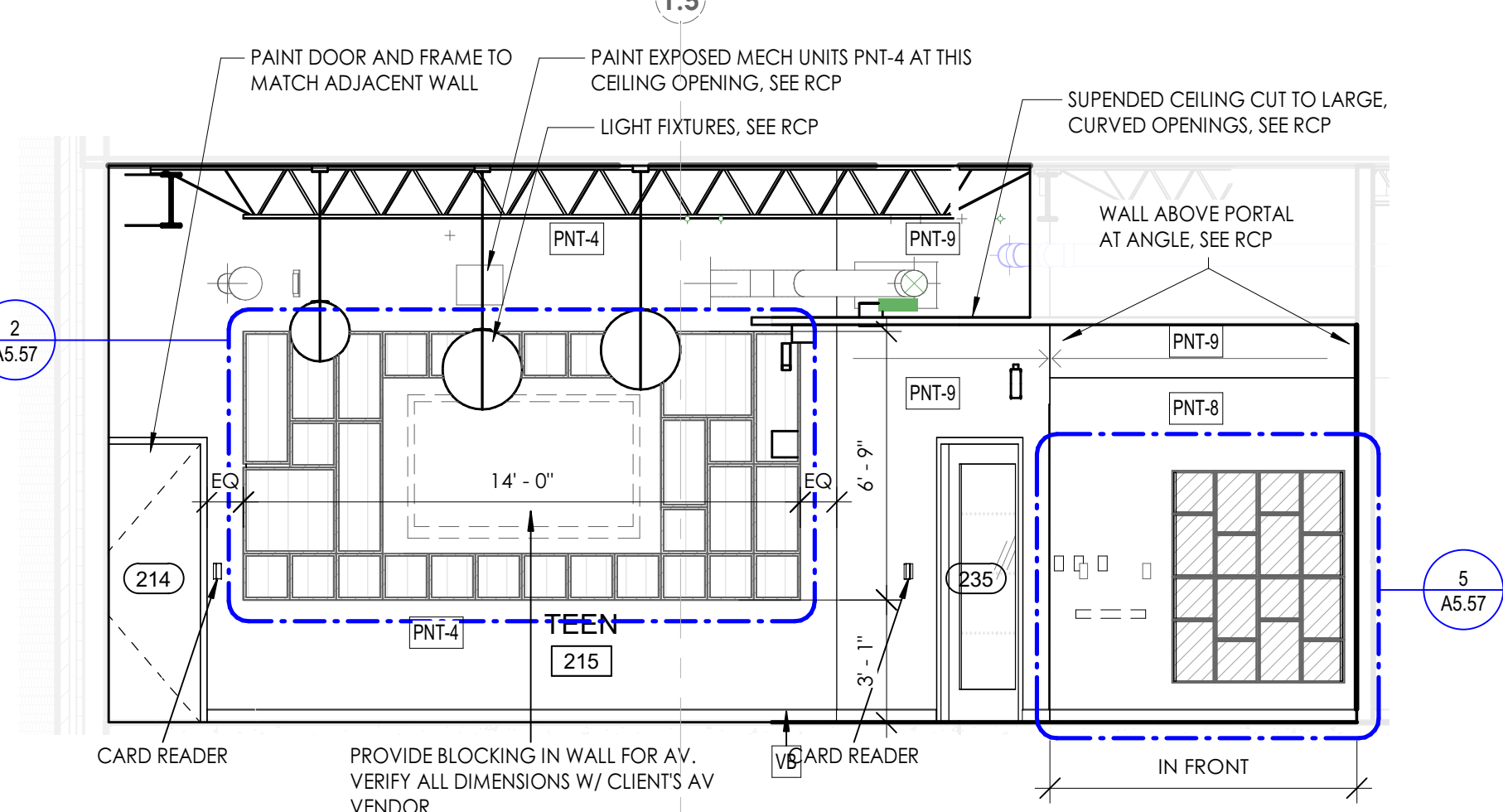
17 TEENS WEST  
A4.12 1/4" = 1'-0"



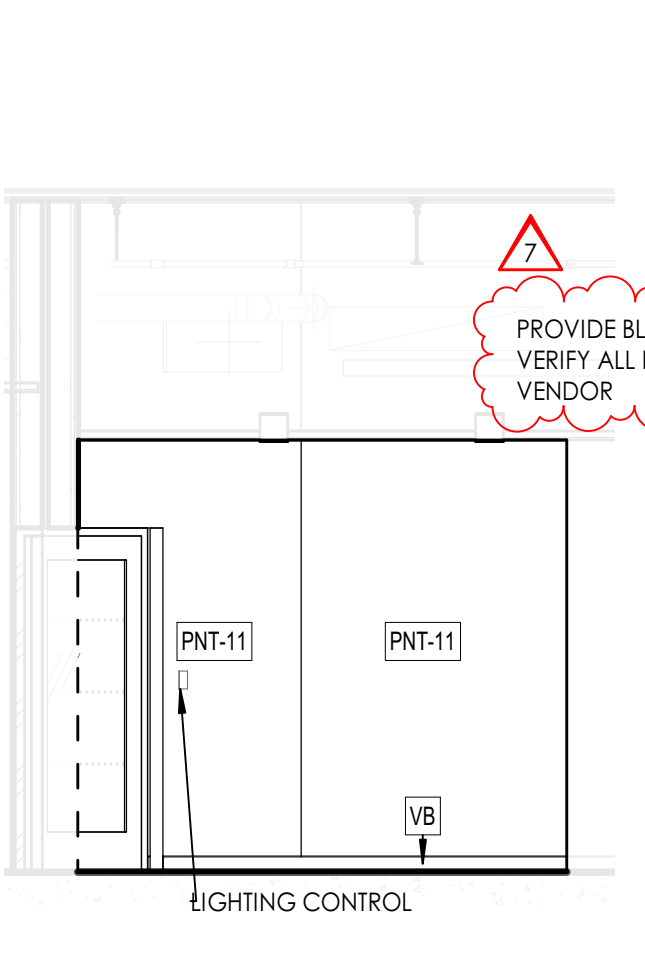
16 TEENS NORTH  
A4.12 1/4" = 1'-0"



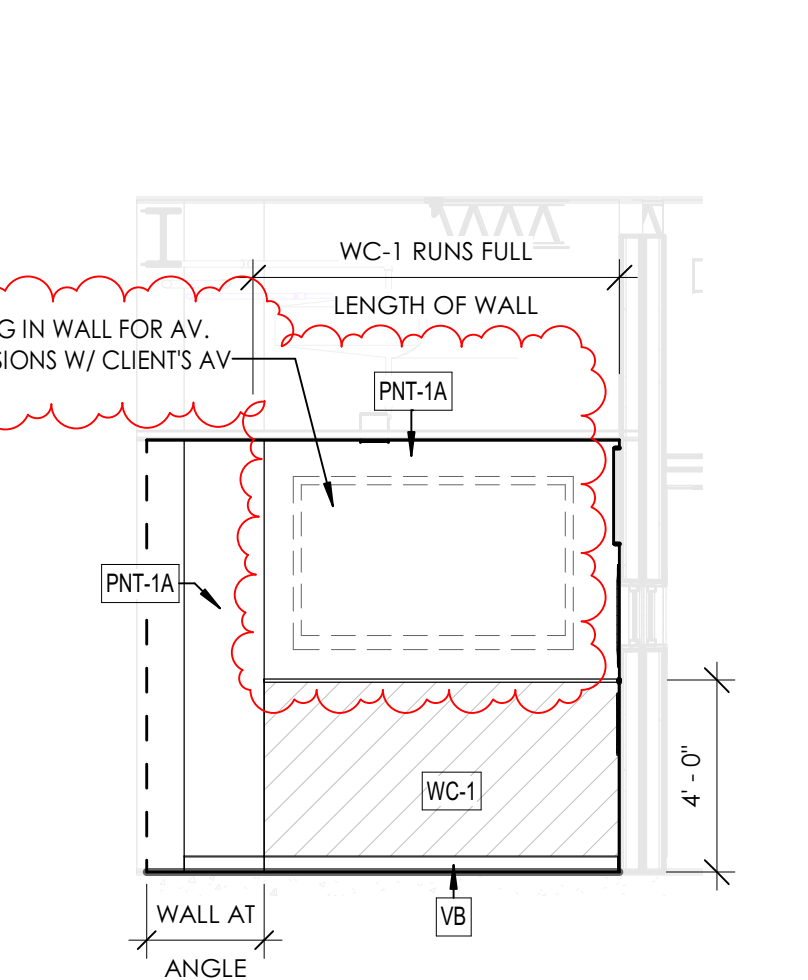
15 TEENS SOUTH  
A4.12 1/4" = 1'-0"



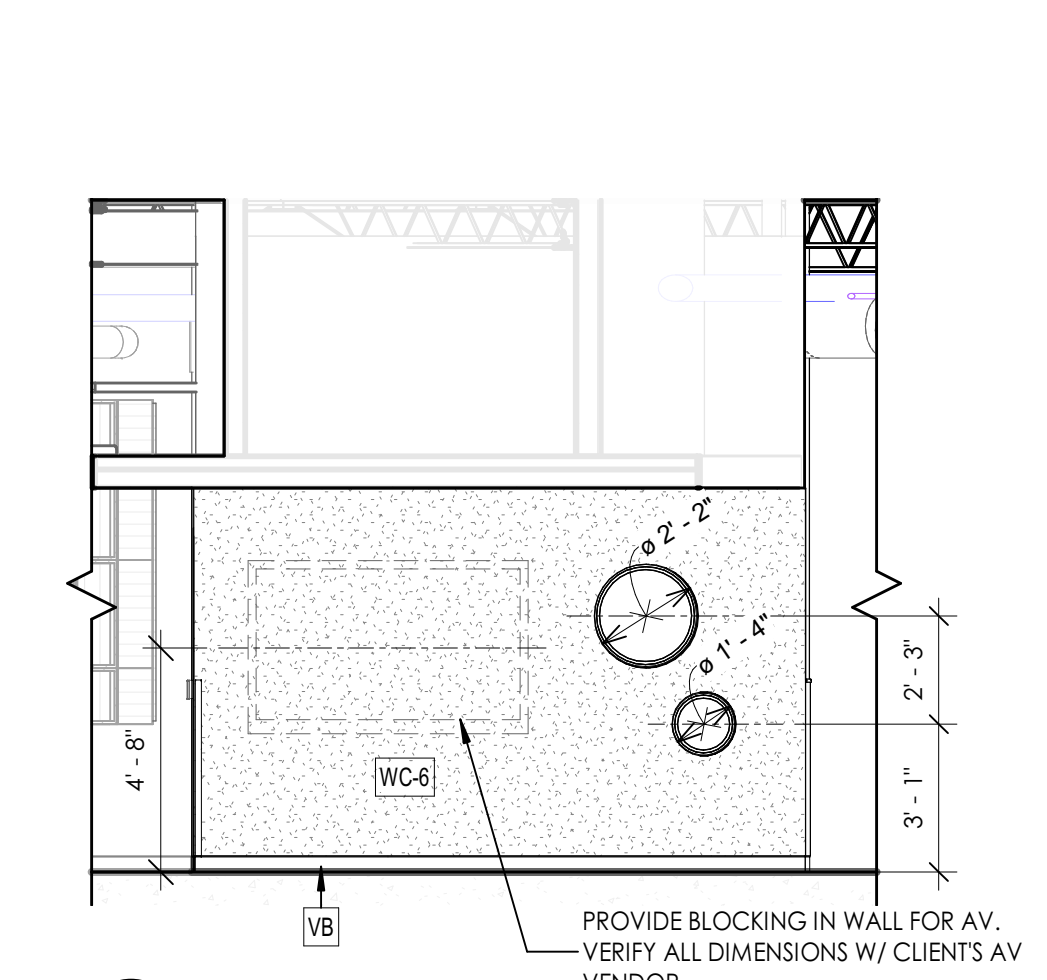
14 TEENS EAST 2  
A4.12 1/4" = 1'-0"



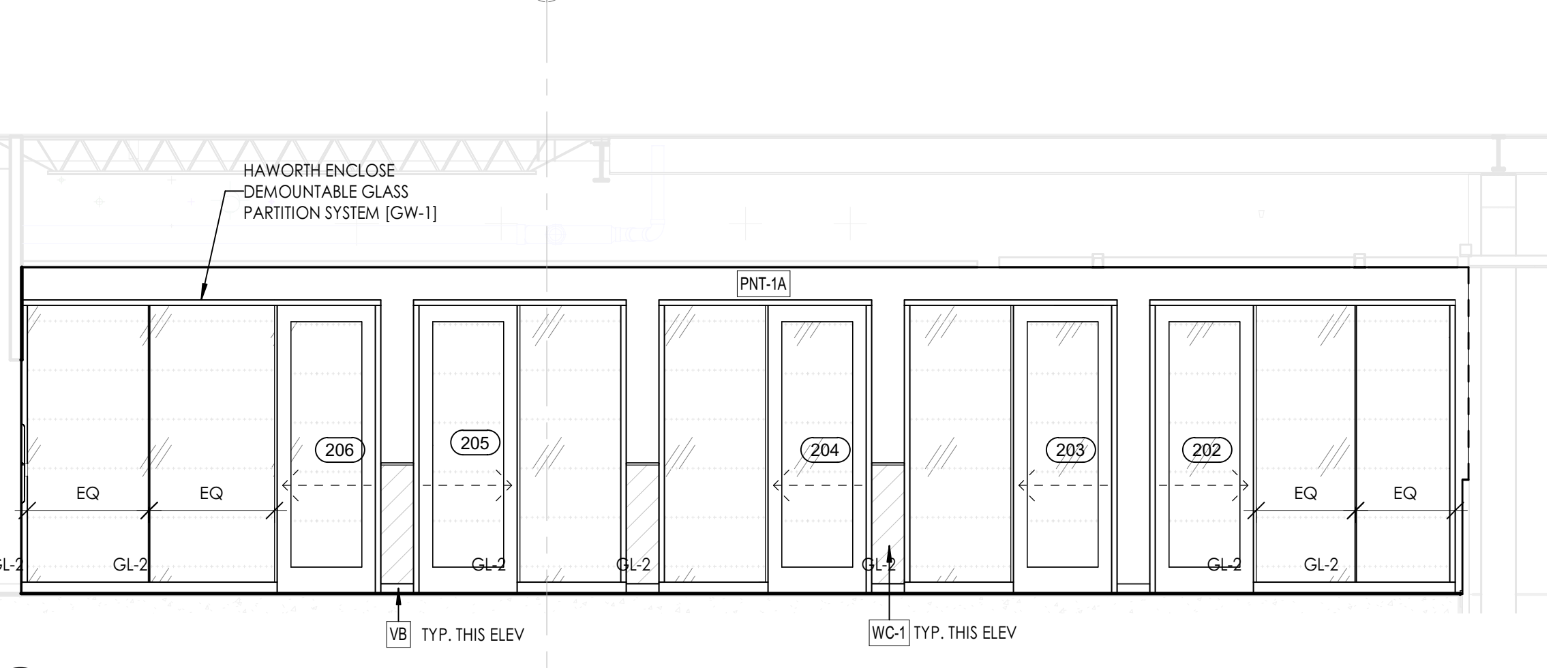
13 TEEN STUDIO NORTHEAST  
A4.12 1/4" = 1'-0"



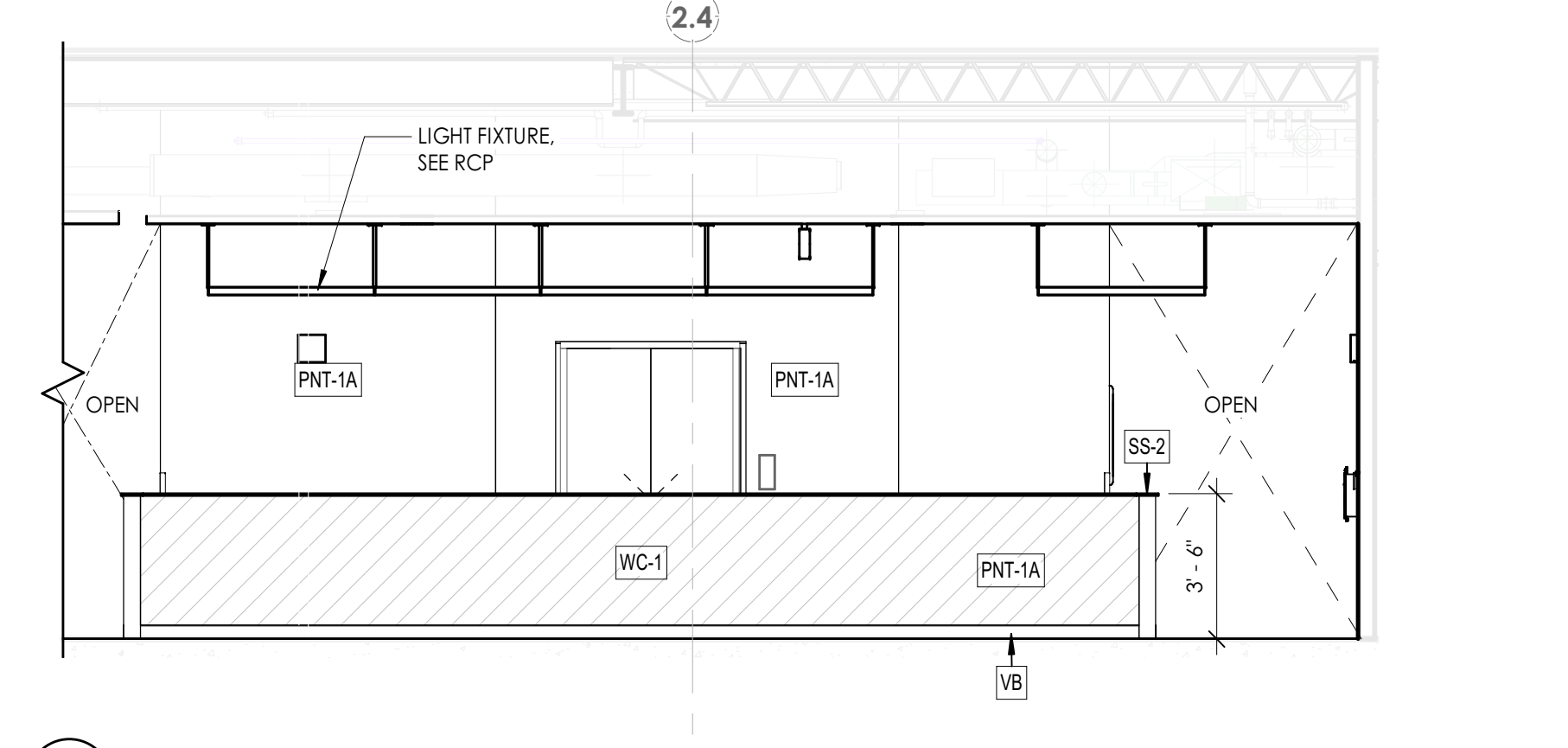
12 TEEN STUDIO SOUTH  
A4.12 1/4" = 1'-0"



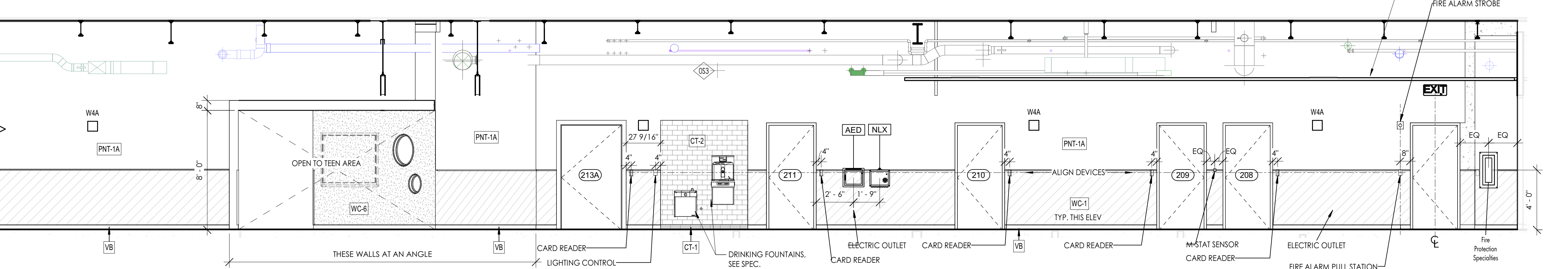
11 TEENS PORTAL EAST  
A4.12 1/4" = 1'-0"



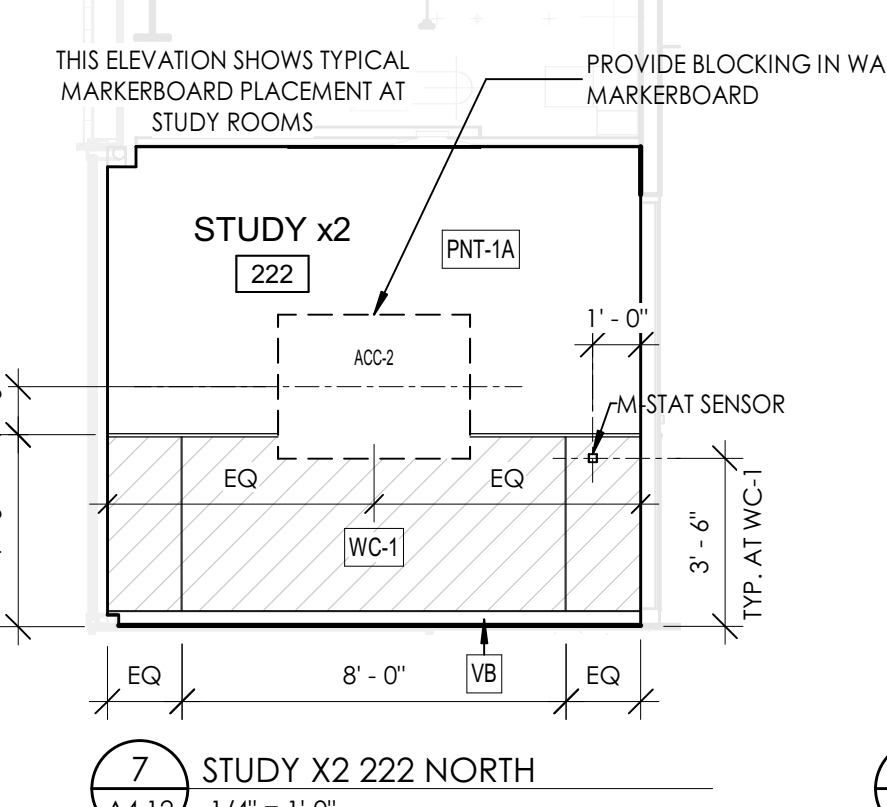
10 PUBLIC PC'S EAST  
A4.12 1/4" = 1'-0"



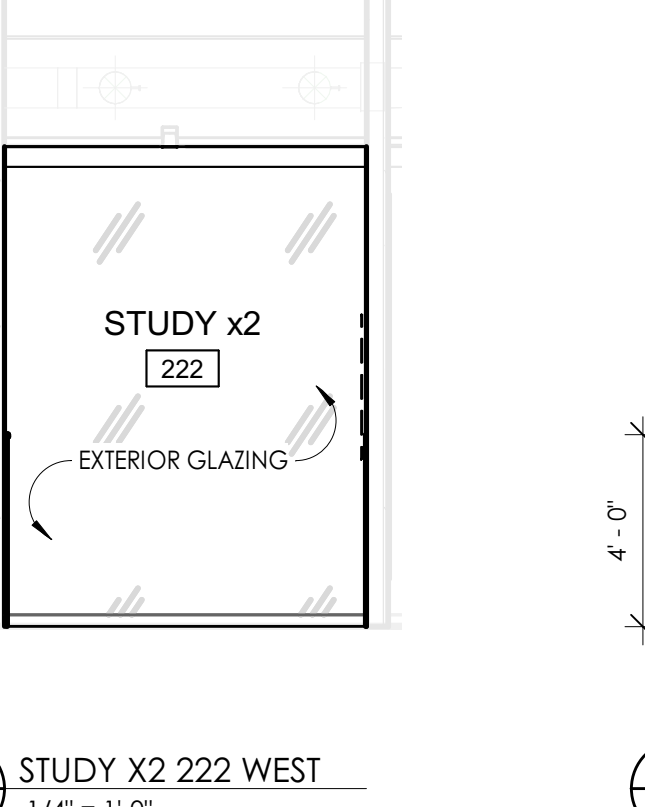
9 PUBLIC PC'S WEST, LOW WALL  
A4.12 1/4" = 1'-0"



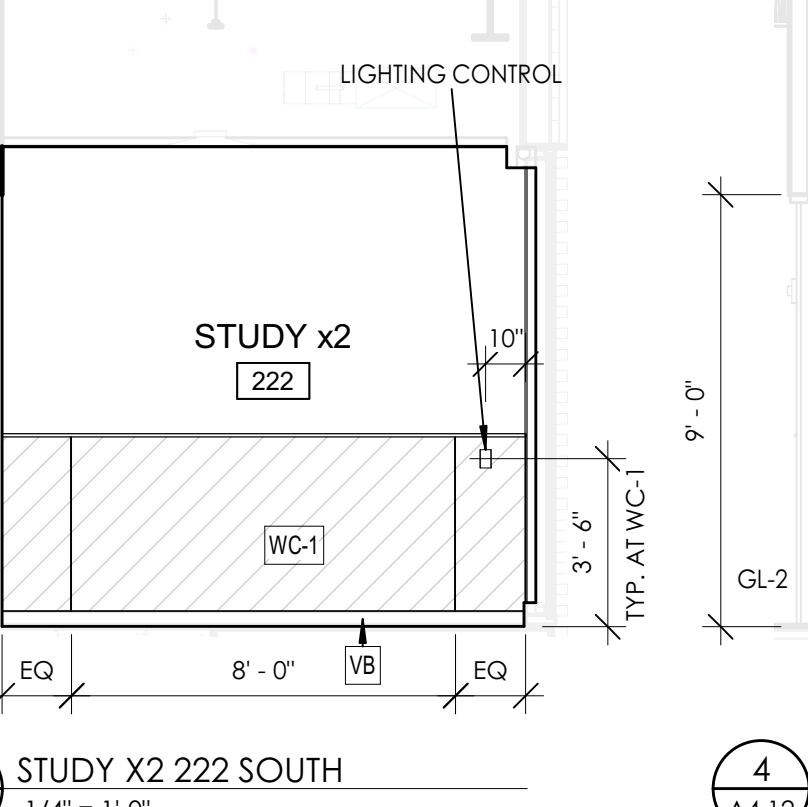
8 PUBLIC PC'S NORTH  
A4.12 1/4" = 1'-0"



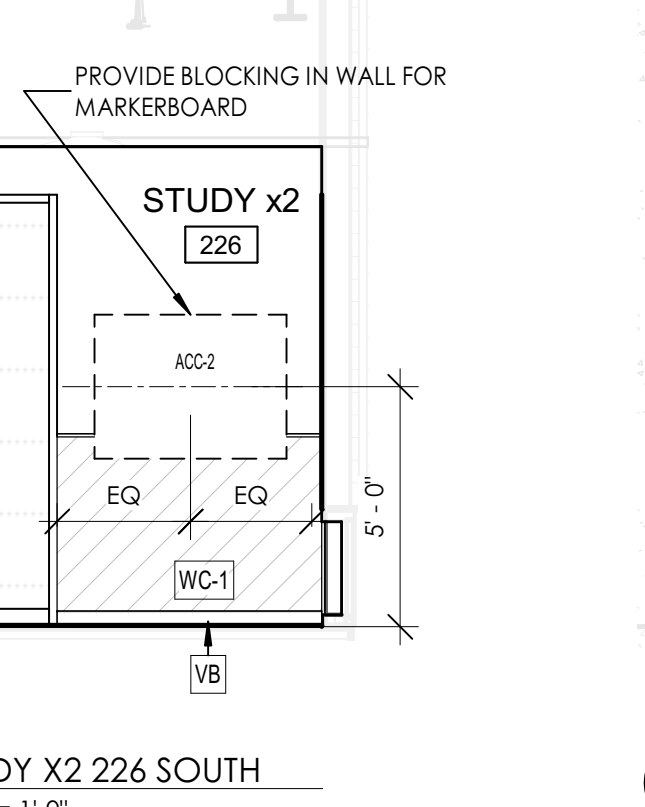
7 STUDY X2 222 NORTH  
A4.12 1/4" = 1'-0"



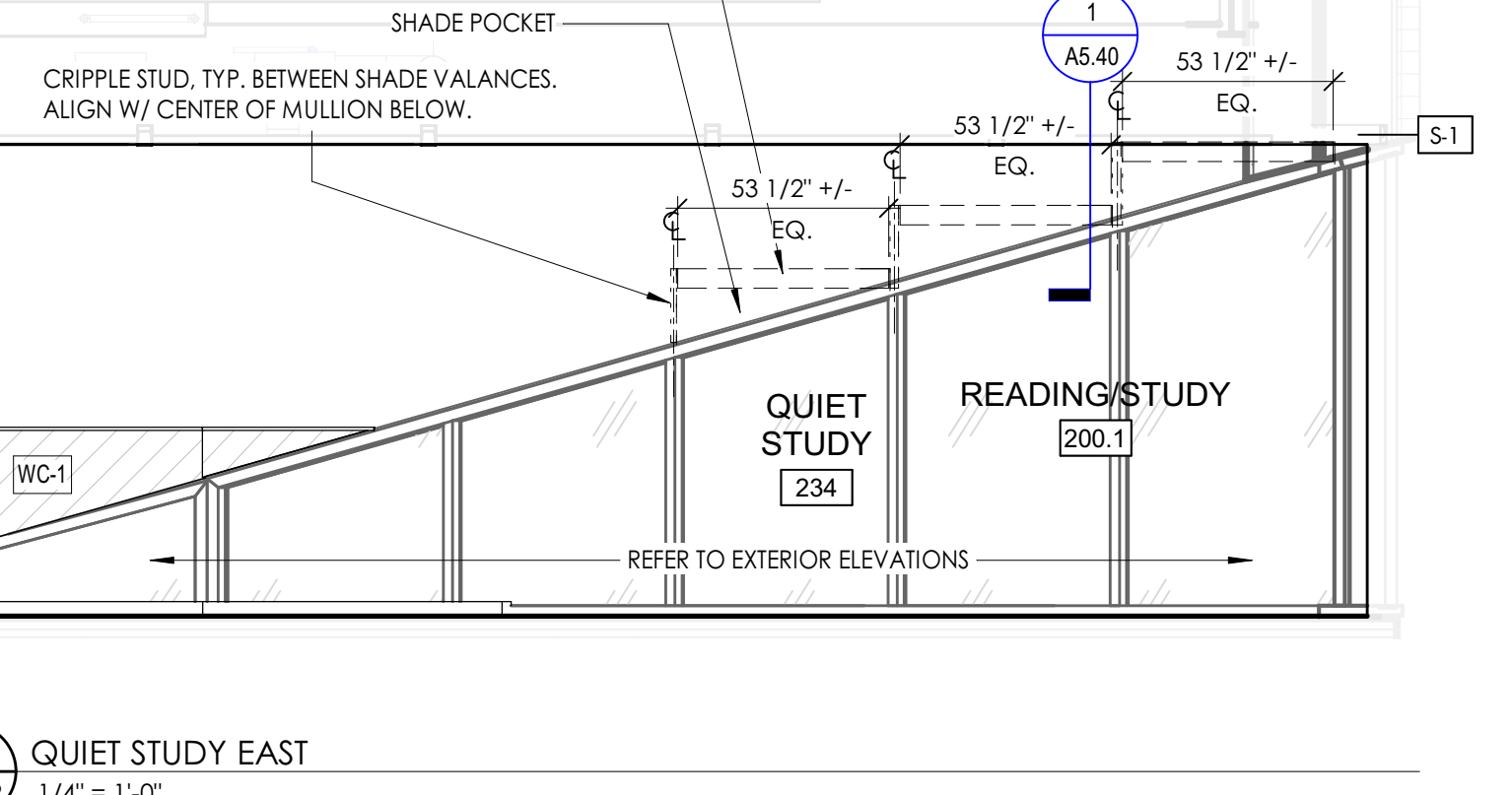
6 STUDY X2 222 WEST  
A4.12 1/4" = 1'-0"



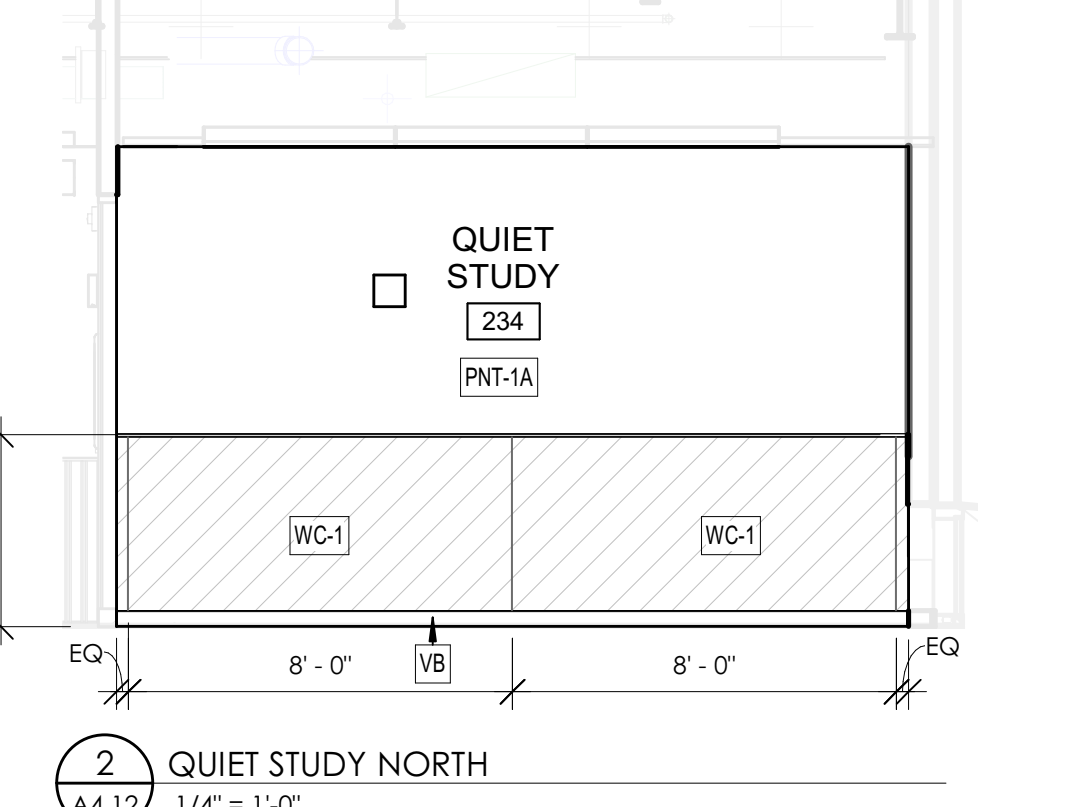
5 STUDY X2 222 SOUTH  
A4.12 1/4" = 1'-0"



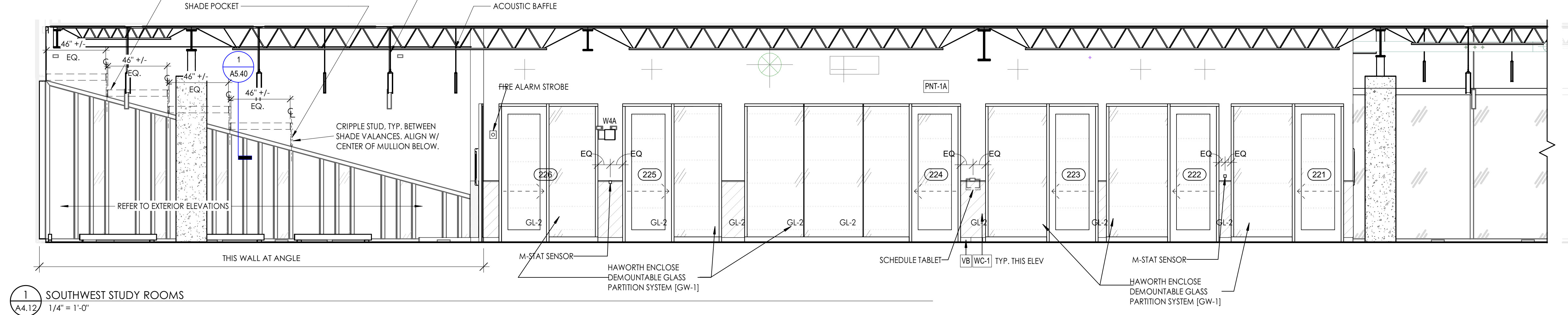
4 STUDY X2 226 SOUTH  
A4.12 1/4" = 1'-0" STUDY 220 AND 221 SIMILAR



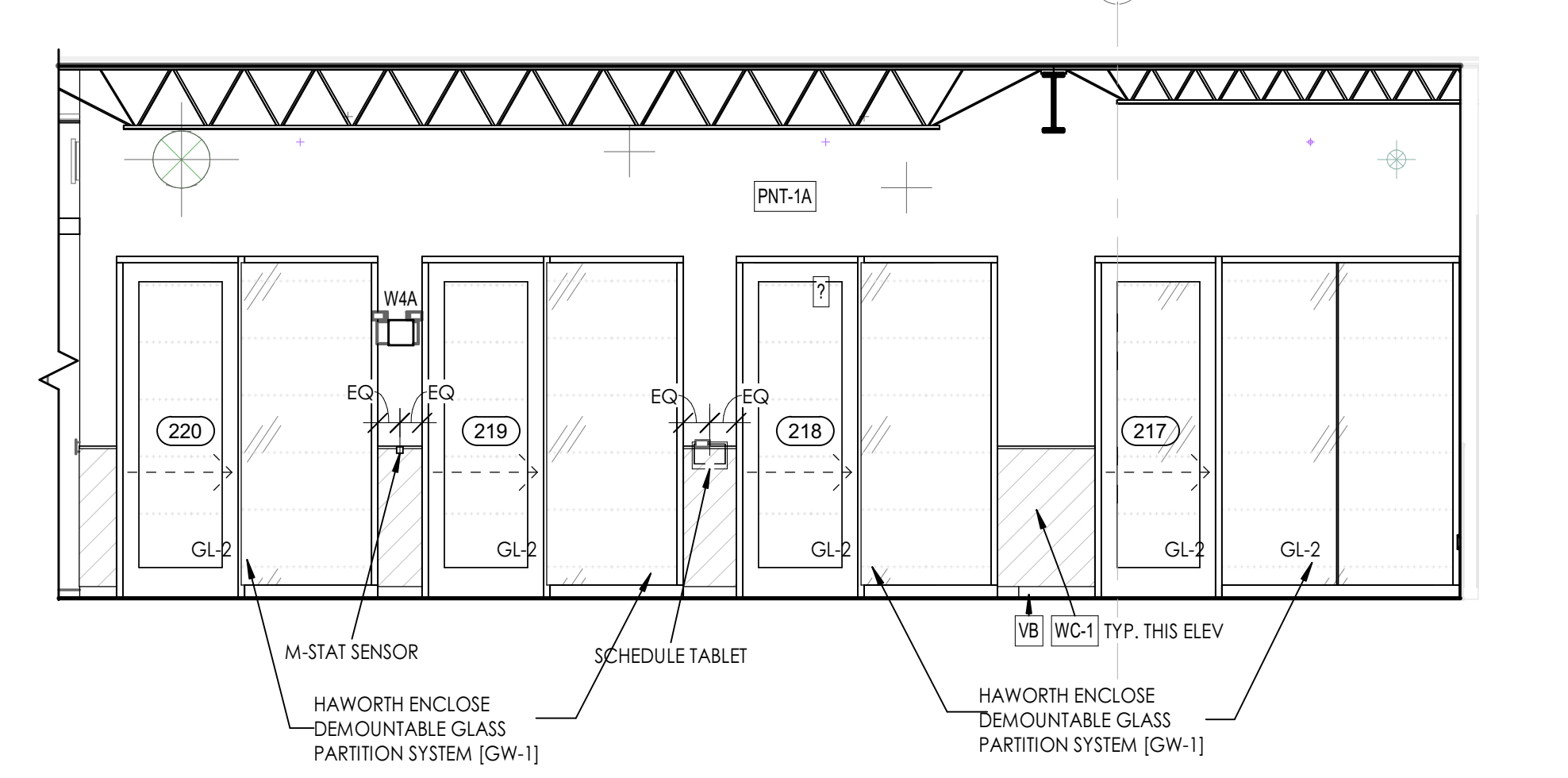
3 QUIET STUDY EAST  
A4.12 1/4" = 1'-0"



2 QUIET STUDY NORTH  
A4.12 1/4" = 1'-0"



1 SOUTHWEST STUDY ROOMS  
A4.12 1/4" = 1'-0"



1 SOUTHWEST STUDY ROOMS  
A4.12 1/4" = 1'-0"

- NOTES ABOUT DIMENSIONING**
- Dimensions to interior partitions are to finished face or centerline of partition type exclusive of applied thin finish (e.g., tile) or to face of thick finish (e.g., wd paneling) as shown UNO.
  - Clear dimensions indicate a minimum clear dimension, inclusive of applied finish, is required.
  - Dimensions at masonry elements are true (not nominal) dimensions.
  - Door jams shown near return walls are located 4" from return wall UNO.
  - Dimensions to window jams are to exterior masonry openings UNO.
  - CM is to confirm all dimensions in the field and notify Architect of any proposed deviation from dimensions shown.
  - Partitions shown centered on column CL are to be centered on column CL UNO.
  - Partitions shown offset from columns are located per typical column enclosure detail UNO.
  - Partitions shown centered on window mullions are to be centered on the window mullion UNO.
- NOTES ON CONSTRUCTION**
- Not all wall mounted fixtures are shown. Review all sections of the drawings for approximate location of wall fixtures. See Typ Mounting Parameters Details on G1.06 TYPICAL ANSI ADA CLEARANCES for detailed location of wall fixtures.
  - See G1.03 AND G1.04 LIFE SAFETY FLOOR PLANS for location of fire and smoke rated partitions.
  - Where a partition type is called out for one side only of a shaft, the same type shall apply to all sides.
  - Wall shaded pink denote acoustic partitions, see Sheet G1.10 WALL TYPE SCHEDULE for more information on partitions.
  - Refer to Sheet G1.40 FINISH SCHEDULE AND LEGENDS for more information on ceiling finishes.

REVISION SCHEDULE		
#	DATE	REVISION DESCRIPTION
2	07.08.2022	Addendum 2
3	07.11.2022	Addendum 3
5	8.10.2022	Bulletin 2
6	9.16.2022	Bulletin 3
7	10.07.2022	Bulletin 4

KEYNOTE LEGEND		
KEYNOTE	DESCRIPTION	
10 44 00	Fire Protection Specialties	

**PROJECT NAME :**  
**CML REYNOLDSBURG**  
1402 BRICE ROAD  
REYNOLDSBURG, OHIO 43068

100% CONSTRUCTION DOCUMENTS  
ISSUED FOR BIDDING AND PERMIT

**ISSUE DATE :** 10.07.2022



Jonathan Barnes  
Architectural and Design  
243 N 5th Street, Suite 200  
Columbus, OH 43215  
614.228.7311  
www.jbada.com

EXP. 12-31-2022

INTERIOR ELEVATIONS  
**A4.12**

10/7/2022 6:50:07 PM © 2022 JONATHAN BARNES ARCHITECTURE & DESIGN, LTD.