



## Make your own Leprechaun Trap

### Materials needed:

- Paper
- Scissors
- Glue
- Empty box or container
- Any decorations you want to use for leprechaun trap

### Directions:

1. Using paper or other materials you might have, cover container/box you are using for your leprechaun trap. (I am using an empty tissue box)




2. Once your box is covered, decorate it so the leprechaun is encouraged to go in. You can use whatever you have at your house, markers, crayons, paper, glitter, etc.

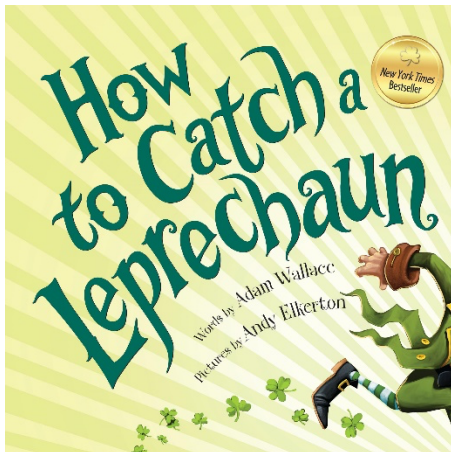





3. Set out your trap and see if you catch a leprechaun



4. If you need ideas, check out these books to help you:



*How to Catch a Leprechaun*  
By Adam Wallace



*How to Trap a Leprechaun*  
By Sue Fliess